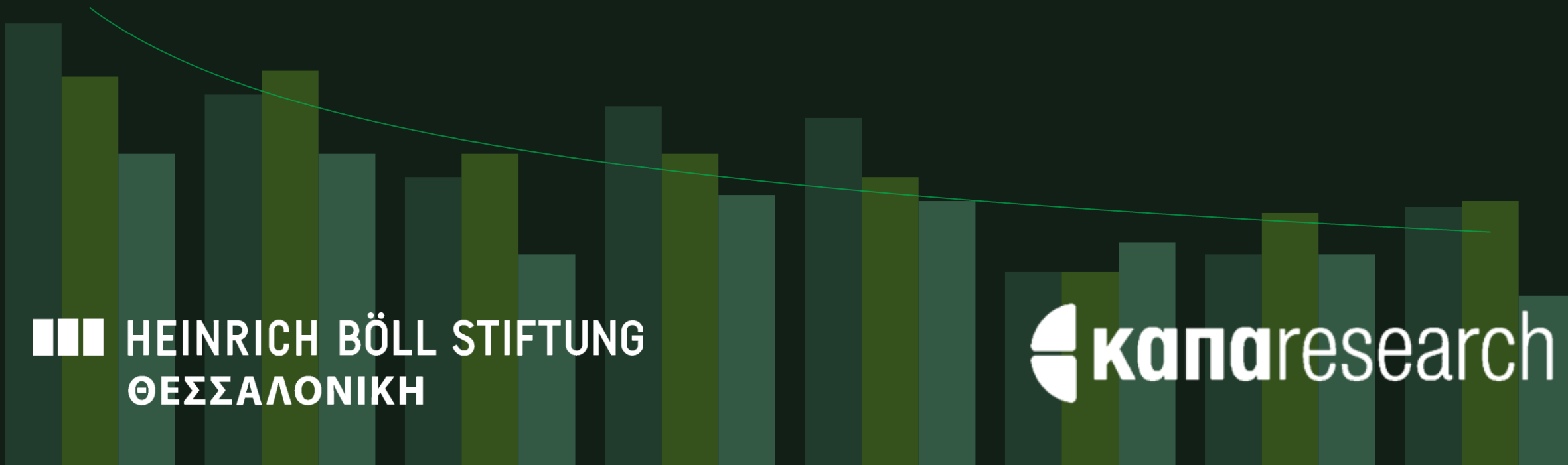


NOVEMBER 2021 | QUANTITATIVE SURVEY

The Green platform in Greece

Perceptions and attitudes

Report of findings

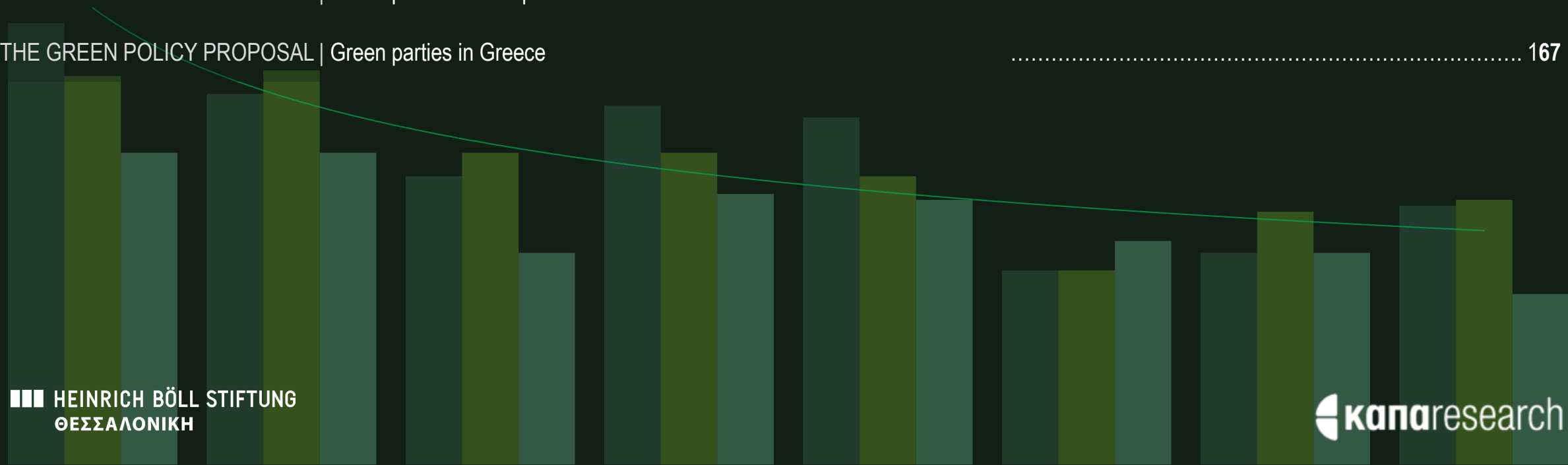


Survey details

Agency	Kapa Research
Principal	Heinrich Böll Foundation - Greece
Survey type	Quantitative social survey on the appeal of the Green political platform in Greece
Sample	Men and women, 17 years old and above
Sample size and coverage	1605 respondents nationally, proportionally distributed throughout Greece's 13 regions
Data collection period	10 – 23 November 2021
Sampling	Multistage sampling using quotas with respect to geographical distribution, gender, and age of the population based on the 2011 census of the Hellenic Statistical Authority (ELSTAT). Data are weighted by the 2019 national election results
Data collection method	Data collection implemented as follows: 81% (1291 interviews) via telephone interviews (CATI) and 19% (314 interviews) through a digital questionnaire (CAWI) addressed to members of Kapa Research inhouse online panel.
Error and rounding	Standard error of 3% with a confidence interval of 95%. Results (%) are rounded to 1% and <u>answers may not add up to 100%</u>
About Kapa Research	A member of the Greek Association of Opinion and Market Research Companies (SEDEA). Complies with the ESOMAR codes of conduct and publication of opinion surveys

Contents

CITIZENS' EVERYDAY LIFE Daily problems and political participation	8
POLITICS & SOCIETY Broader attitudes and perceptions about politics and society	31
GREEKS ON THE ENVIRONMENT Attitudes and perceptions about the environment and climate change	60
THE GREEN POLICY PROPOSAL Public awareness and concern	106
POLITICAL & ELECTORAL BEHAVIOR What affects the vote	142
THE GREEN POLICY PROPOSAL Green parties in Europe	158
THE GREEN POLICY PROPOSAL Green parties in Greece	167



NOVEMBER 2021

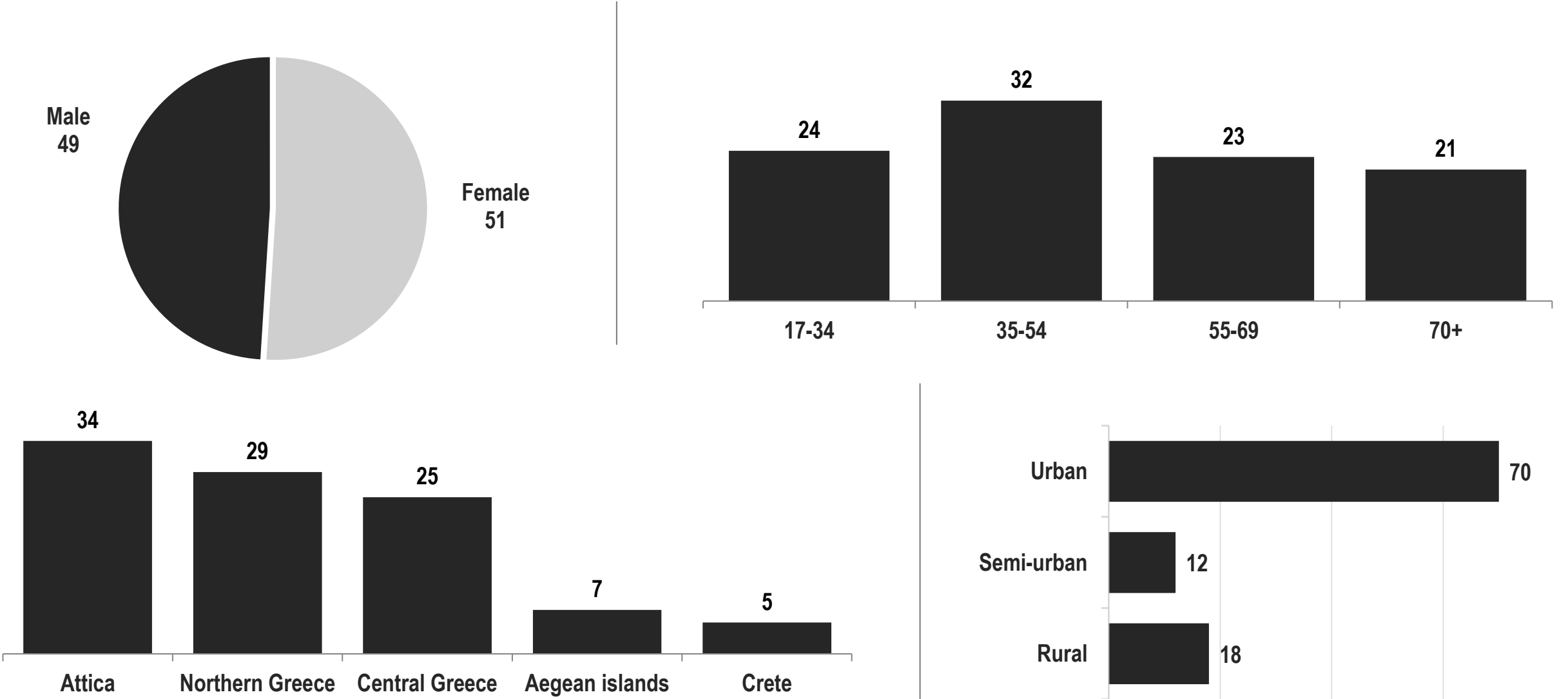
The Green political platform in Greece

SAMPLE

Demographics

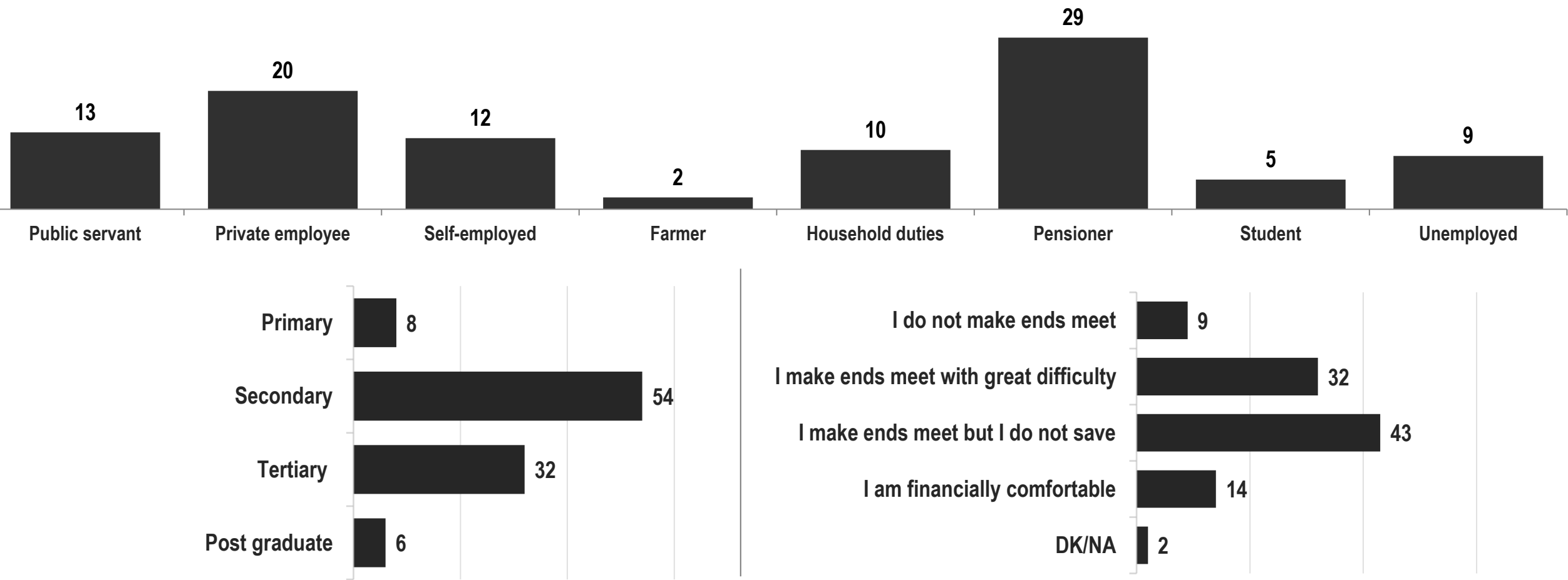
DEMOGRAPHICS

Gender – Age – Region (NUTS1) – Urbanity



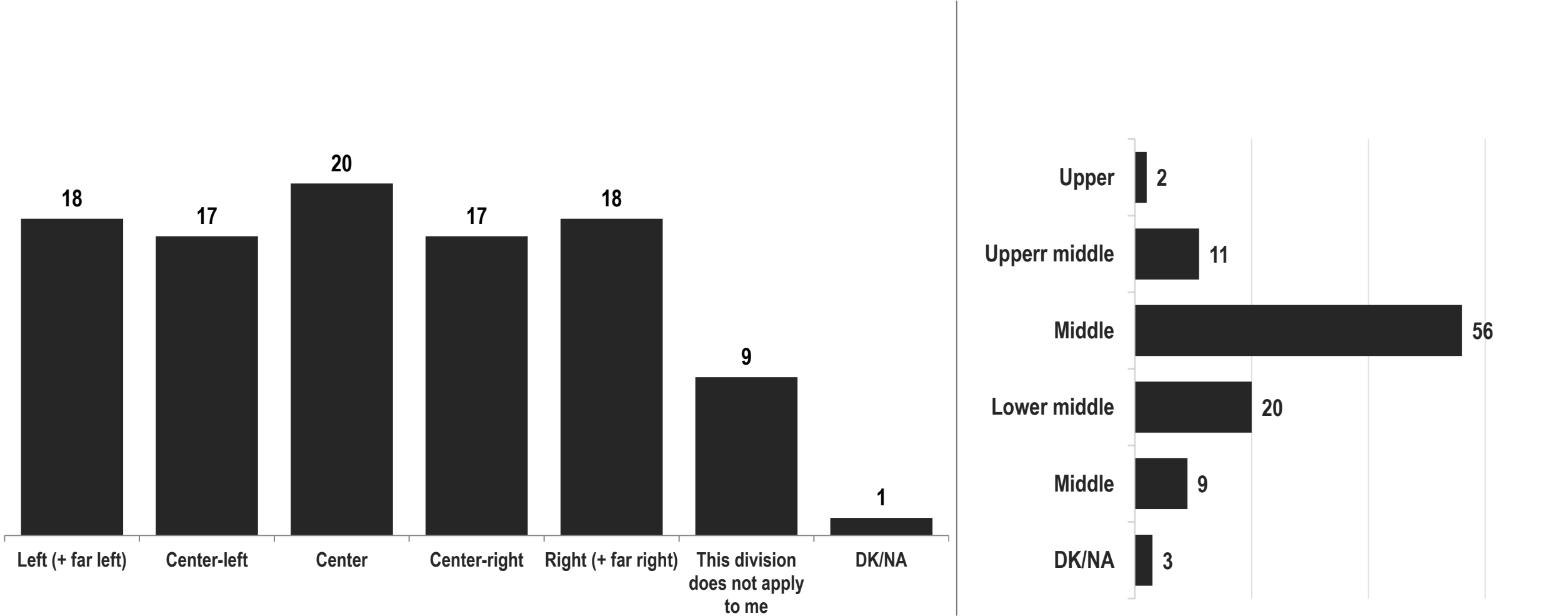
DEMOGRAPHICS

Occupation – Education – Financial status



DEMOGRAPHICS

Ideology – Social class



NOVEMBER 2021

The Green political platform in Greece

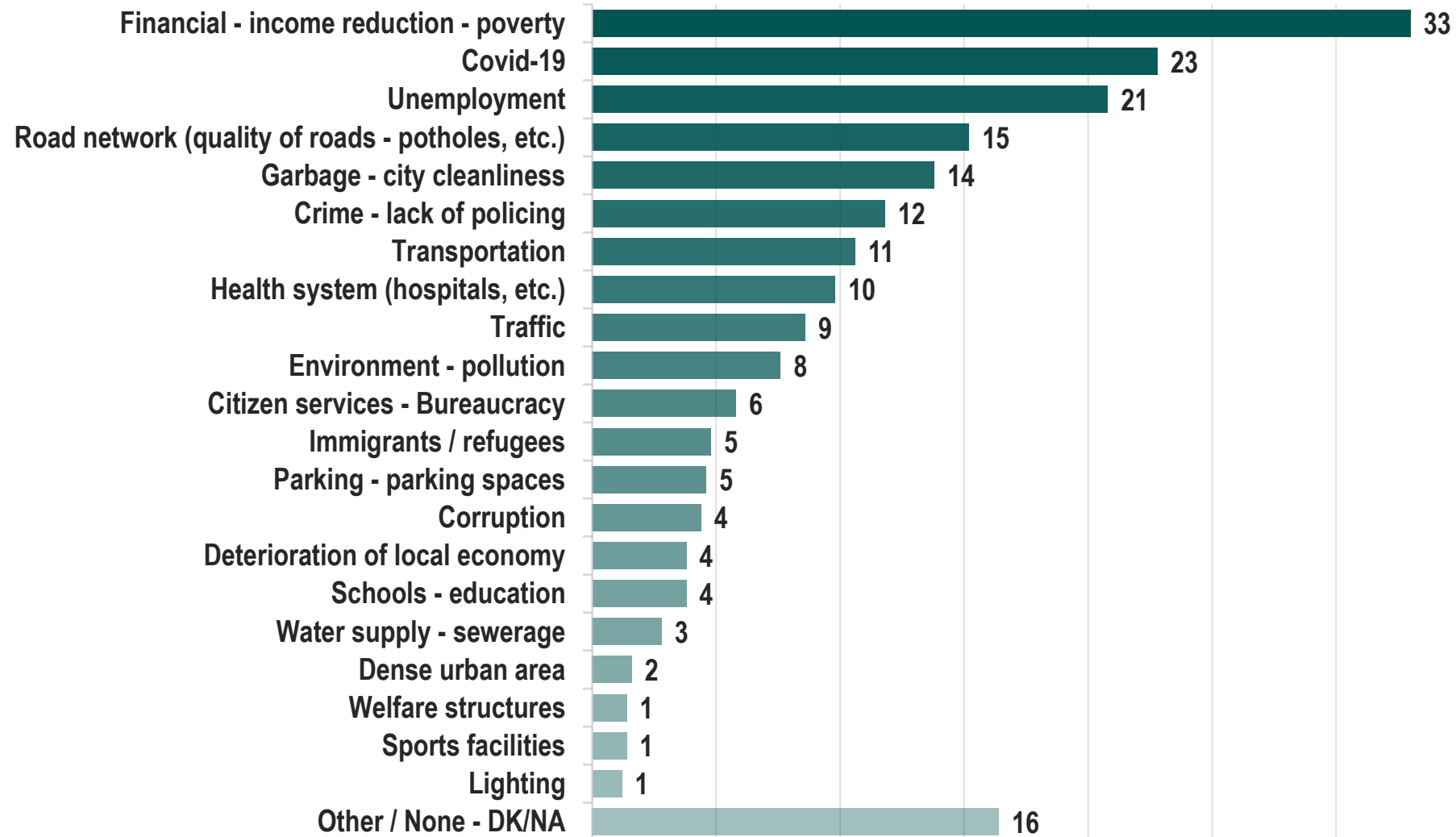
CITIZENS' EVERYDAY LIFE

Daily problems and political participation

TOP DAILY PROBLEMS

What are the most important problems you face in your daily life in your area of residence?

OPEN-ENDED QUESTION - UP TO 3 ANSWERS



TOP 10 DAILY PROBLEMS

What are the most important problems you face in your daily life in your area of residence?

	Gender		Age			
	Male	Female	17 - 34	35 - 54	55 - 69	70+
Financial	33	33	41	34	34	23
Covid-19	24	22	20	20	24	31
Unemployment	18	23	28	20	19	15
Road network	16	14	17	17	13	11
Garbage	10	18	15	12	19	12
Crime	13	11	6	8	14	24
Transportation	8	13	8	12	14	8
Health system	10	10	5	9	15	13
Traffic	10	8	6	15	9	5
Environment	7	9	7	8	9	7

TOP 10 DAILY PROBLEMS

What are the most important problems you face in your daily life in your area of residence?

	Region (NUTS1)					Urbanity		
	Attica	Northern Greece	Central Greece	Aegean islands	Crete	Urban	Semi-urban	Rural
Financial	32	31	38	31	36	31	38	39
Covid-19	23	23	28	19	9	24	26	18
Unemployment	21	20	27	10	20	23	21	14
Road network	11	17	17	16	19	13	25	18
Garbage	12	13	17	17	21	15	13	11
Crime	20	9	10	2	4	15	8	5
Transportation	12	16	3	25	4	12	10	10
Health system	10	11	10	14	7	8	7	20
Traffic	14	10	4	2	6	12	8	-
Environment	12	3	10	7	8	10	7	3

TOP 10 DAILY PROBLEMS

What are the most important problems you face in your daily life in your area of residence?

	Education			
	Primary	Secondary	Tertiary	Post graduate
Financial	31	37	29	24
Covid-19	26	25	20	21
Unemployment	20	25	15	16
Road network	11	15	15	16
Garbage	15	11	18	19
Crime	11	12	13	8
Transportation	9	10	12	12
Health system	10	11	8	6
Traffic	6	8	12	12
Environment	7	9	7	8

TOP 10 DAILY PROBLEMS

What are the most important problems you face in your daily life in your area of residence?

	Financial status			Social class		
	I do not make ends meet / I do with difficulty	I make ends meet but I do not save	I am financially comfortable	Upper / Upper middle	Middle	Lower middle / Lower
Financial	47	27	9	19	31	42
Covid-19	17	28	24	25	23	21
Unemployment	28	18	11	14	20	26
Road network	14	14	21	19	15	14
Garbage	11	14	22	22	14	10
Crime	11	11	20	21	14	5
Transportation	8	12	13	6	10	15
Health system	15	8	3	2	9	14
Traffic	6	11	15	12	9	6
Environment	8	9	6	7	8	9

TOP 10 DAILY PROBLEMS

What are the most important problems you face in your daily life in your area of residence?

	Ideology					
	Left	Center-left	Center	Center-right	Right	Does not apply to me
Financial	46	46	30	24	23	30
Covid-19	21	18	26	28	29	10
Unemployment	34	20	21	12	20	20
Road network	16	10	15	20	14	19
Garbage	7	15	22	15	11	11
Crime	4	7	11	17	25	10
Transportation	12	11	10	11	11	15
Health system	25	18	4	2	4	15
Traffic	7	4	12	13	13	5
Environment	8	12	9	9	4	6

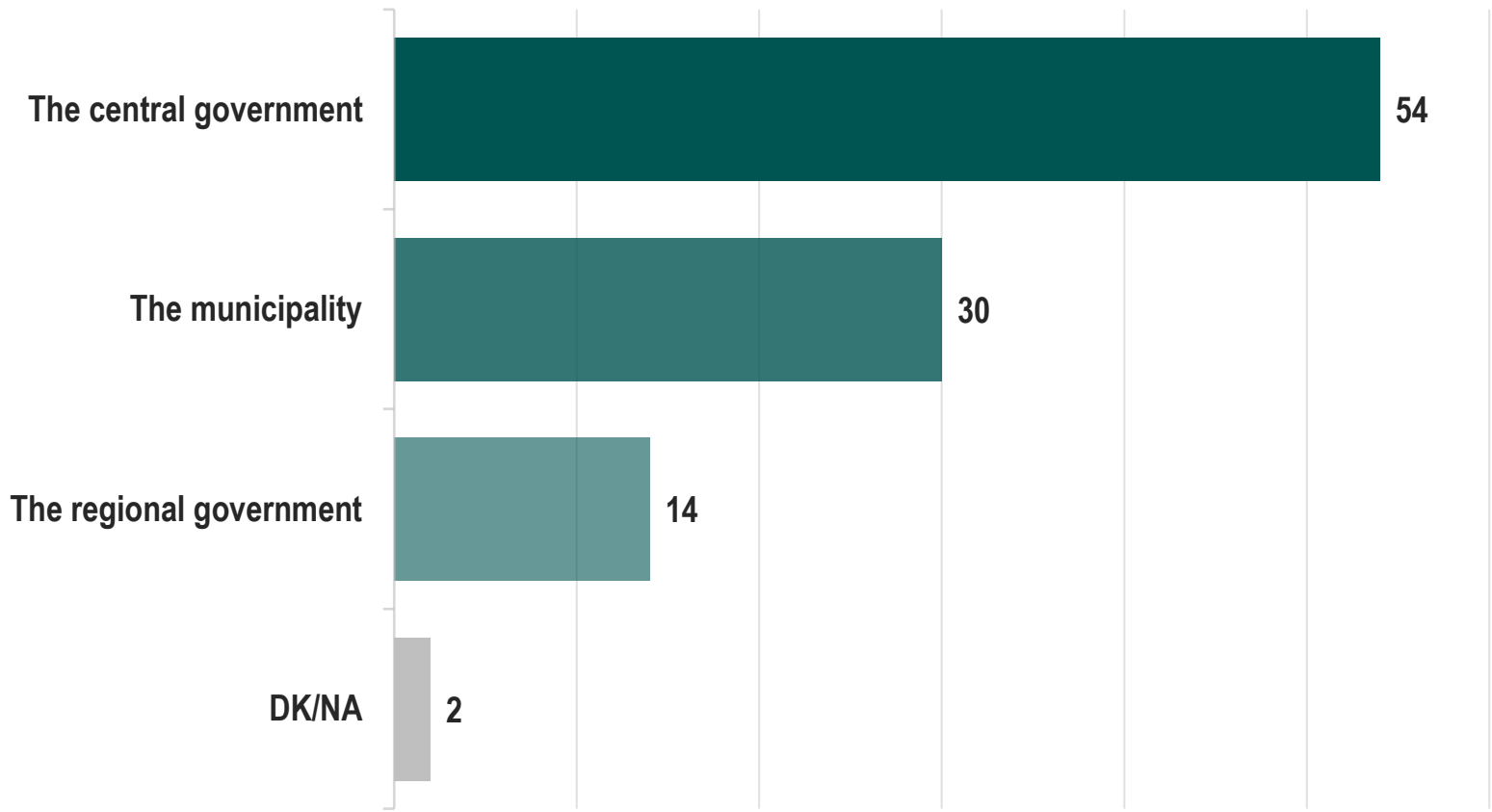
TOP 10 DAILY PROBLEMS

What are the most important problems you face in your daily life in your area of residence?

	Party affiliation (2019 vote)							
	New Democracy	SYRIZA	KINAL	KKE	Greek Solution	DiEM25	Other party	Abstention / Blank-invalid/NA
Financial	21	44	34	49	25	49	30	39
Covid-19	28	22	30	15	20	20	4	19
Unemployment	15	29	18	15	25	34	17	27
Road network	17	14	11	17	22	6	19	8
Garbage	19	12	9	10	5	5	15	12
Crime	20	3	18	5	25	4	14	8
Transportation	10	20	5	10	0	6	0	8
Health system	4	19	5	24	5	14	9	8
Traffic	13	8	10	6	5	8	4	3
Environment	5	10	11	14	3	10	8	8

PREFERED LEVEL OF GOVERNMENT TO HANDLE DAILY PROBLEMS

Which level of government can respond more effectively to these problems?



PREFERED LEVEL OF GOVERNMENT TO HANDLE DAILY PROBLEMS

Which level of government can respond more effectively to these problems?

	Gender		Age group			
	Male	Female	17 - 34	35 - 54	55 - 69	70+
The central government	58	50	61	51	52	53
The municipality	26	33	24	33	32	31
The regional government	13	15	12	14	15	14
DK/NA	3	1	3	2	1	3

	Region (NUTS1)					Urbanity		
	Attica	Northern Greece	Central Greece	Aegean islands	Crete	Urban	Semi-urban	Rural
The central government	61	47	56	43	57	54	49	56
The municipality	24	36	29	40	31	30	29	32
The regional government	13	16	14	14	9	13	22	10
DK/NA	3	1	1	3	3	2	-	2

PREFERED LEVEL OF GOVERNMENT TO HANDLE DAILY PROBLEMS

Which level of government can respond more effectively to these problems?

	Education			
	Primary	Secondary	Tertiary	Post graduate
The central government	62	53	52	54
The municipality	27	30	30	28
The regional government	9	16	13	15
DK/NA	2	1	5	3

	Financial status			Social class		
	I do not make ends meet / I do with difficulty	I make ends meet but I do not save	I am financially comfortable	Upper / Upper middle	Middle	Lower middle / Lower
The central government	59	50	50	54	52	59
The municipality	28	33	28	34	31	25
The regional government	11	15	18	10	15	15
DK/NA	2	2	4	1	3	1

PREFERED LEVEL OF GOVERNMENT TO HANDLE DAILY PROBLEMS

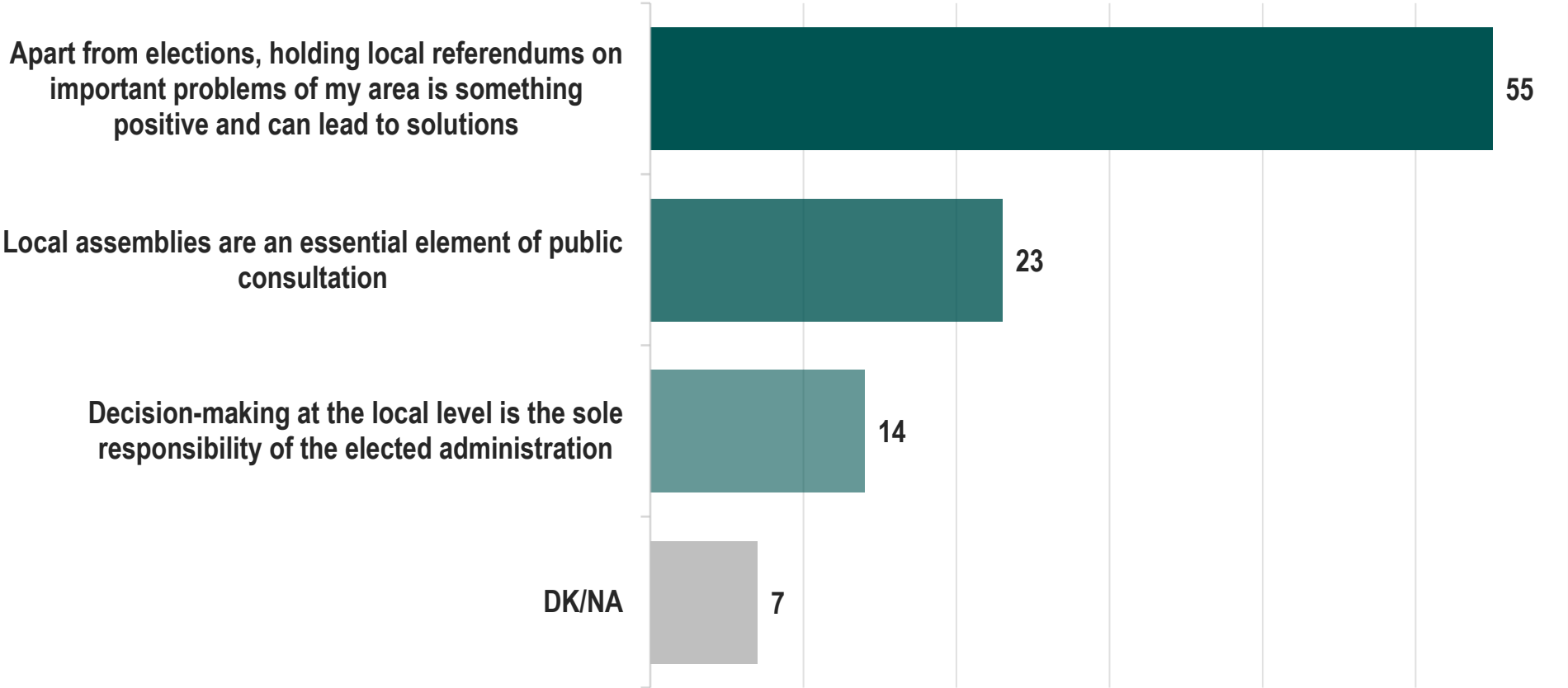
Which level of government can respond more effectively to these problems?

	Ideology					
	Left	Center-left	Center	Center-right	Right	Does not apply to me
The central government	56	54	42	48	64	63
The municipality	28	32	38	31	23	23
The region	12	12	19	16	13	11
DK/NA	3	2	1	4	1	3

	Party affiliation (2019 vote)							
	New Democracy	SYRIZA	KINAL	KKE	Greek Solution	DiEM25	Other party	Abstention / Blank-invalid/NA
The central government	51	55	57	52	52	62	47	66
The municipality	33	31	27	34	22	24	30	20
The region	13	13	15	8	26	14	19	9
DK/NA	2	1	1	7	-	-	4	5

OPINION ON HOW DECISIONS SHOULD BE MADE AT THE LOCAL LEVEL

With which of the following views do you agree with the most?



OPINION ON HOW DECISIONS SHOULD BE MADE AT THE LOCAL LEVEL

With which of the following views do you agree with the most?

	Gender		Age group			
	Male	Female	17 - 34	35 - 54	55 - 69	70+
Apart from elections, holding local referendums on important problems of my area is something positive and can lead to solutions	54	56	58	60	53	46
Local assemblies are an essential element of public consultation	22	24	27	19	26	21
Decision-making at the local level is the sole responsibility of the elected administration	17	12	11	12	13	23
DK/NA	6	8	4	8	7	10

OPINION ON HOW DECISIONS SHOULD BE MADE AT THE LOCAL LEVEL

With which of the following views do you agree with the most?

	Region (NUTS1)					Urbanity		
	Attica	Northern Greece	Central Greece	Aegean islands	Crete	Urban	Semi-urban	Rural
Apart from elections, holding local referendums on important problems of my area is something positive and can lead to solutions	50	57	57	54	63	57	55	45
Local assemblies are an essential element of public consultation	25	21	24	18	22	19	22	38
Decision-making at the local level is the sole responsibility of the elected administration	15	15	13	16	9	16	15	8
DK/NA	10	6	5	11	6	7	7	9

OPINION ON HOW DECISIONS SHOULD BE MADE AT THE LOCAL LEVEL

With which of the following views do you agree with the most?

	Education			
	Primary	Secondary	Tertiary	Post graduate
Apart from elections, holding local referendums on important problems of my area is something positive and can lead to solutions	58	54	57	53
Local assemblies are an essential element of public consultation	19	26	18	24
Decision-making at the local level is the sole responsibility of the elected administration	13	14	15	14
DK/NA	10	6	9	9

OPINION ON HOW DECISIONS SHOULD BE MADE AT THE LOCAL LEVEL

With which of the following views do you agree with the most?

	Financial status			Social class		
	I do not make ends meet / I do with difficulty	I make ends meet but I do not save	I am financially comfortable	Upper / Upper middle	Middle	Lower middle / Lower
Apart from elections, holding local referendums on important problems of my area is something positive and can lead to solutions	61	52	49	46	55	58
Local assemblies are an essential element of public consultation	22	26	18	16	24	25
Decision-making at the local level is the sole responsibility of the elected administration	10	15	23	27	14	9
DK/NA	6	7	9	11	6	8

OPINION ON HOW DECISIONS SHOULD BE MADE AT THE LOCAL LEVEL

With which of the following views do you agree with the most?

	Ideology					
	Left	Center-left	Center	Center-right	Right	Does not apply to me
Apart from elections, holding local referendums on important problems of my area is something positive and can lead to solutions	59	59	60	43	56	53
Local assemblies are an essential element of public consultation	31	31	23	16	11	25
Decision-making at the local level is the sole responsibility of the elected administration	3	7	10	30	24	10
DK/NA	7	3	6	10	9	12

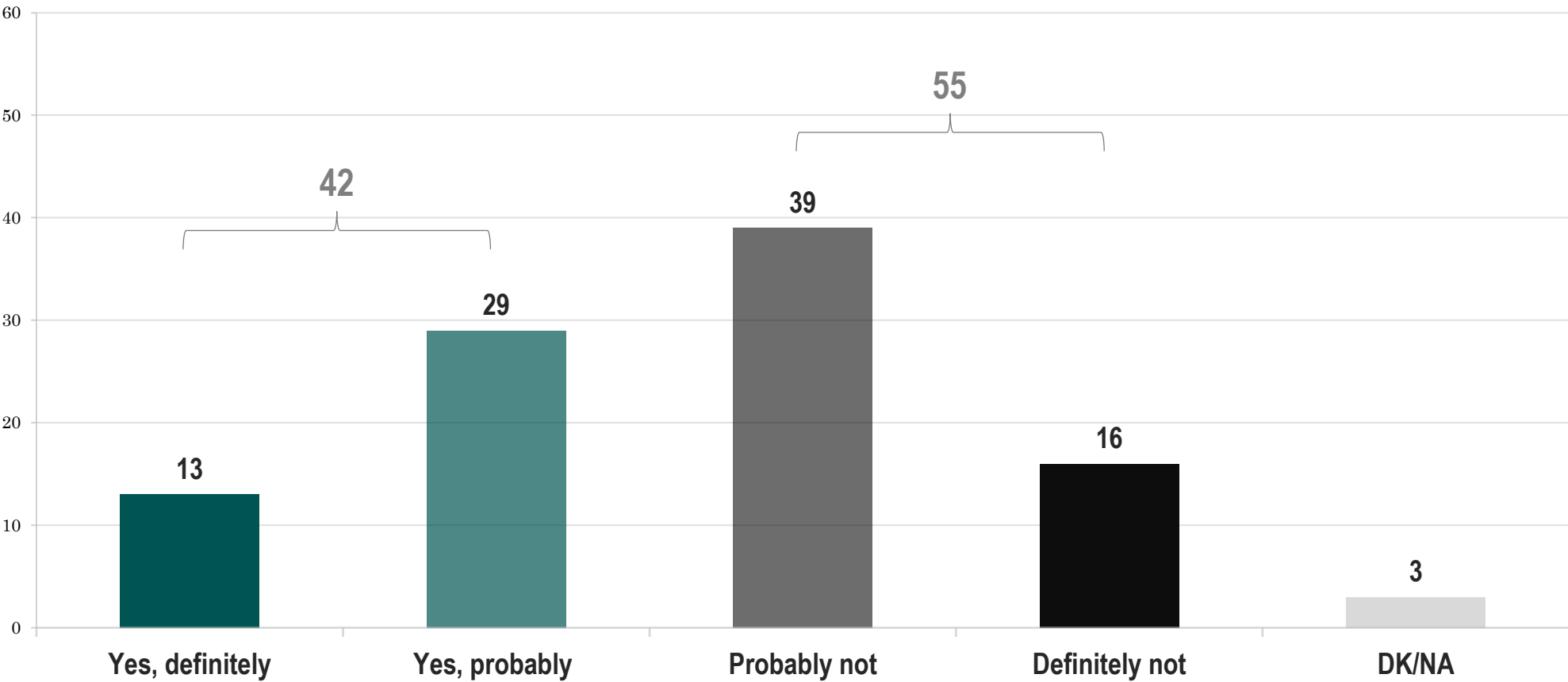
OPINION ON HOW DECISIONS SHOULD BE MADE AT THE LOCAL LEVEL

With which of the following views do you agree with the most?

	Party affiliation (2019 vote)							
	New Democracy	SYRIZA	KINAL	KKE	Greek Solution	DiEM25	Other party	Abstention / Blank-invalid/NA
Apart from elections, holding local referendums on important problems of my area is something positive and can lead to solutions	50	65	40	55	48	59	60	55
Local assemblies are an essential element of public consultation	13	29	42	25	26	38	23	24
Decision-making at the local level is the sole responsibility of the elected administration	26	4	15	7	10	3	9	9
DK/NA	10	2	3	13	15	0	8	12

WILLINGNESS FOR MORE ACTIVE INVOLVEMENT WITH PUBLIC AFFAIRS IN THEIR AREA

Are you personally willing to be more actively involved with public affairs in your area in order to address the problems that concern you?



WILLINGNESS FOR MORE ACTIVE INVOLVEMENT WITH PUBLIC AFFAIRS IN THEIR AREA

Are you personally willing to be more actively involved with public affairs in your area in order to address the problems that concern you?

	Gender		Age group			
	Male	Female	17 - 34	35 - 54	55 - 69	70+
Yes, definitely	16	10	16	13	12	10
Yes, probably	28	30	35	32	29	16
Probably not	37	41	34	34	40	52
Definitely not	17	15	12	16	16	21
DK/NA	2	4	3	5	3	2

	Region (NUTS1)					Urbanity		
	Attica	Northern Greece	Central Greece	Aegean islands	Crete	Urban	Semi-urban	Rural
Yes, definitely	11	13	17	9	13	11	15	18
Yes, probably	30	32	22	32	27	30	28	25
Probably not	37	37	43	45	34	40	37	37
Definitely not	19	16	14	10	23	15	15	18
DK/NA	3	3	3	3	3	3	5	2

WILLINGNESS FOR MORE ACTIVE INVOLVEMENT WITH PUBLIC AFFAIRS IN THEIR AREA

Are you personally willing to be more actively involved with public affairs in your area in order to address the problems that concern you?

	Education			
	Primary	Secondary	Tertiary	Post graduate
Yes, definitely	11	14	12	15
Yes, probably	29	31	26	26
Probably not	43	36	41	43
Definitely not	14	17	16	12
DK/NA	3	2	4	4

	Financial status			Social class		
	I do not make ends meet / I do with difficulty	I make ends meet but I do not save	I am financially comfortable	Upper / Upper middle	Middle	Lower middle / Lower
Yes, definitely	16	12	10	17	11	14
Yes, probably	35	26	23	24	28	32
Probably not	33	42	44	41	40	37
Definitely not	14	17	21	16	17	15
DK/NA	3	3	2	3	3	2

WILLINGNESS FOR MORE ACTIVE INVOLVEMENT WITH PUBLIC AFFAIRS IN THEIR AREA

Are you personally willing to be more actively involved with public affairs in your area in order to address the problems that concern you?

	Ideology					
	Left	Center-left	Center	Center-right	Right	Does not apply to me
Yes, definitely	21	14	11	7	10	20
Yes, probably	37	38	28	16	30	18
Probably not	30	33	41	46	47	34
Definitely not	9	14	19	26	12	20
DK/NA	3	1	-	4	1	9

	Party affiliation (2019 vote)							
	New Democracy	SYRIZA	KINAL	KKE	Greek Solution	DiEM25	Other party	Abstention / Blank-invalid/NA
Yes, definitely	8	17	16	22	7	20	15	10
Yes, probably	23	37	27	29	34	35	25	26
Probably not	43	31	51	31	51	38	40	36
Definitely not	24	13	6	13	8	7	10	18
DK/NA	3	2	0	4	-	-	10	9

NOVEMBER 2021

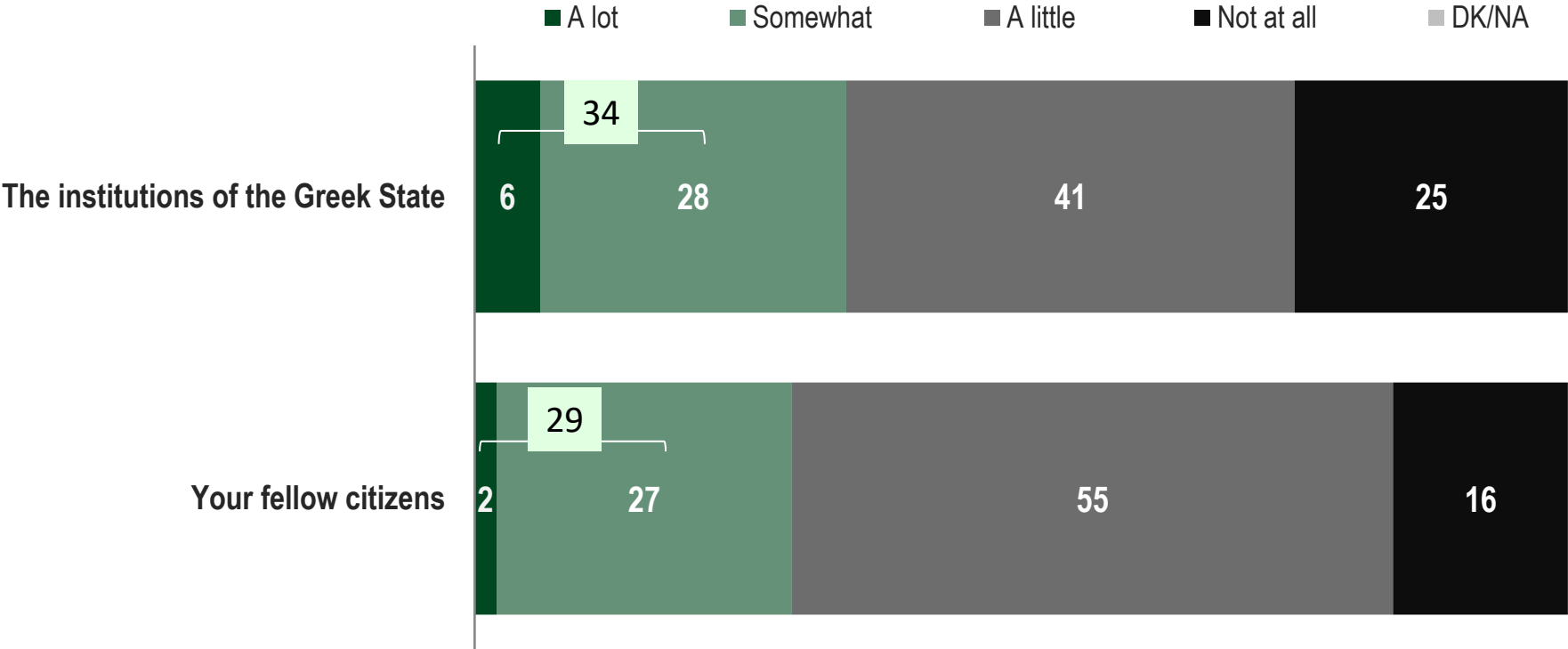
The Green political platform in Greece

POLITICS & SOCIETY

Broader attitudes and perceptions about politics and society

TRUST IN INSTITUTIONS AND CITIZENS

How much would you say that you trust...:



TRUST IN INSTITUTIONS AND CITIZENS

How much would you say that you trust...:

A lot & Somewhat	Gender		Age group			
	Male	Female	17 - 34	35 - 54	55 - 69	70+
The institutions of the Greek State	32	35	21	29	37	55
Your fellow citizens	28	30	20	27	33	40

A lot & Somewhat	Region (NUTS1)					Urbanity		
	Attica	Northern Greece	Central Greece	Aegean islands	Crete	Urban	Semi-urban	Rural
The institutions of the Greek State	37	32	33	33	23	35	36	29
Your fellow citizens	30	28	31	29	27	27	25	40

A lot & Somewhat	Education			
	Primary	Secondary	Tertiary	Post graduate
The institutions of the Greek State	30	33	36	38
Your fellow citizens	36	35	18	18

TRUST IN INSTITUTIONS AND CITIZENS

How much would you say that you trust...:

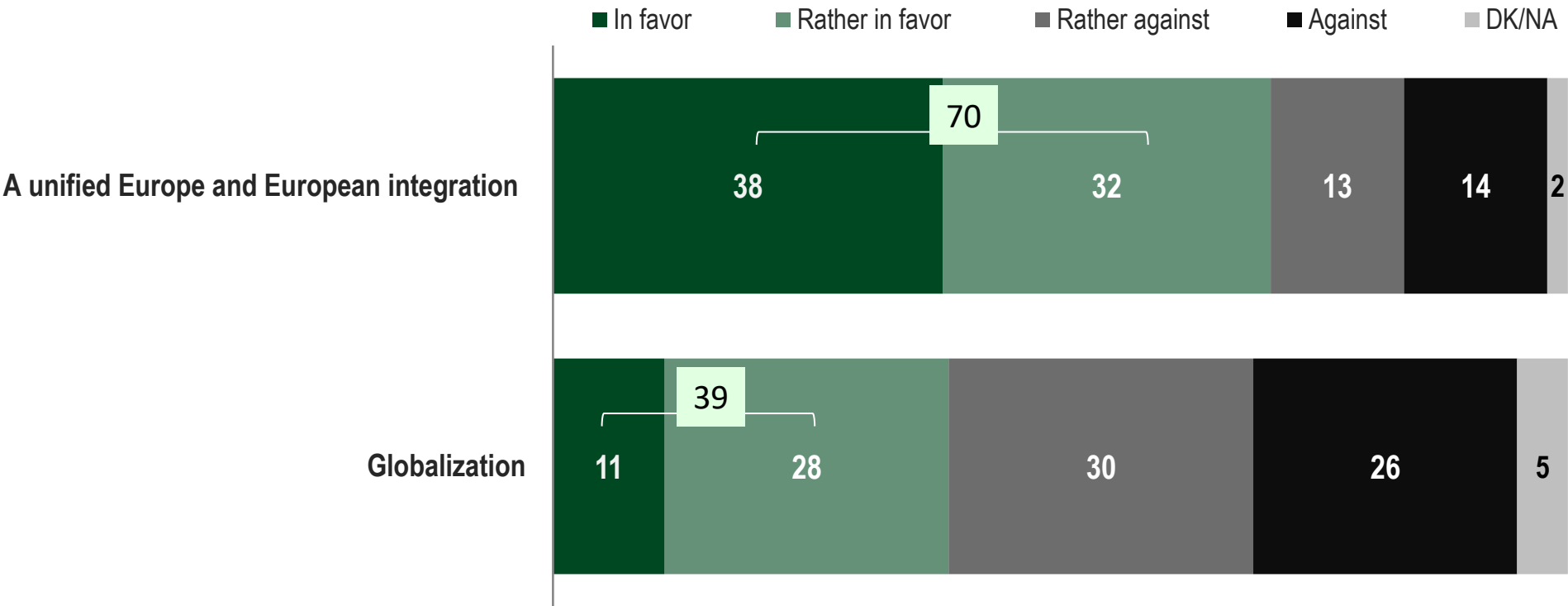
A lot & Somewhat	Financial status			Social class		
	I do not make ends meet / I do with difficulty	I make ends meet but I do not save	I am financially comfortable	Upper / Upper middle	Middle	Lower middle / Lower
The institutions of the Greek State	20	40	56	53	38	18
Your fellow citizens	30	28	28	26	29	30

A lot & Somewhat	Ideology					
	Left	Center-left	Center	Center-right	Right	Does not apply to me
The institutions of the Greek State	10	25	40	60	45	20
Your fellow citizens	35	32	31	24	24	30

A lot & Somewhat	Party affiliation (2019 vote)							
	New Democracy	SYRIZA	KINAL	KKE	Greek Solution	DiEM25	Other party	Abstention / Blank-invalid/NA
The institutions of the Greek State	55	16	51	3	40	10	15	22
Your fellow citizens	24	36	32	30	50	20	24	24

STANCE TOWARDS EUROPEAN INTEGRATION AND GLOBALIZATION

Would you say that you are in favor or against...:



STANCE TOWARDS EUROPEAN INTEGRATION AND GLOBALIZATION

Would you say that you are in favor or against...:

In favor & Rather in favor	Gender		Age group			
	Male	Female	17 - 34	35 - 54	55 - 69	70+
A unified Europe and European integration	72	69	66	64	74	81
Globalization	41	38	43	35	37	43

In favor & Rather in favor	Region (NUTS1)					Urbanity		
	Attica	Northern Greece	Central Greece	Aegean islands	Crete	Urban	Semi-urban	Rural
A unified Europe and European integration	75	72	64	73	59	73	70	59
Globalization	42	41	37	33	29	41	39	34

In favor & Rather in favor	Education			
	Primary	Secondary	Tertiary	Post graduate
A unified Europe and European integration	63	65	77	85
Globalization	32	35	45	51

STANCE TOWARDS EUROPEAN INTEGRATION AND GLOBALIZATION

Would you say that you are in favor or against...:

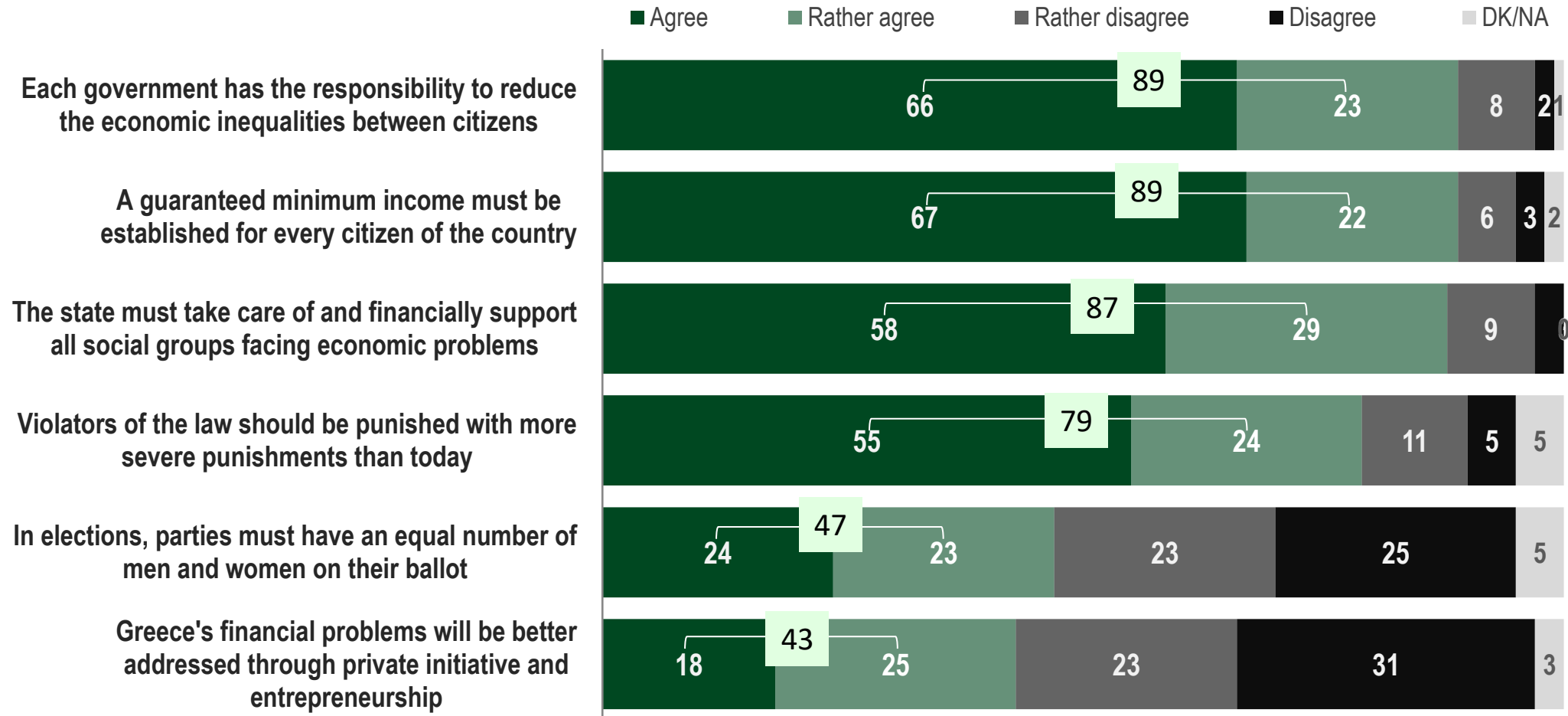
In favor & Rather in favor	Financial status			Social class		
	I do not make ends meet / I do with difficulty	I make ends meet but I do not save	I am financially comfortable	Upper / Upper middle	Middle	Lower middle / Lower
A unified Europe and European integration	58	77	86	86	73	57
Globalization	29	44	56	54	40	31

In favor & Rather in favor	Ideology					
	Left	Center-left	Center	Center-right	Right	Does not apply to me
A unified Europe and European integration	59	77	82	83	62	51
Globalization	29	40	50	55	32	23

In favor & Rather in favor	Party affiliation (2019 vote)							
	New Democracy	SYRIZA	KINAL	KKE	Greek Solution	DiEM25	Other party	Abstention / Blank-invalid/NA
A unified Europe and European integration	87	68	89	20	10	64	55	58
Globalization	52	32	50	10	5	38	33	35

OPINION ON THE ROLE OF THE STATE IN THE ECONOMY AND SOCIETY

Do you agree or disagree with each of the following statements...:



OPINION ON THE ROLE OF THE STATE IN THE ECONOMY AND SOCIETY

Do you agree or disagree with each of the following statements...:

<i>Agree & Rather agree</i>	Gender		Age group			
	Male	Female	17 - 34	35 - 54	55 - 69	70+
Each government has the responsibility to reduce the economic inequalities between citizens	89	89	88	87	91	90
A guaranteed minimum income must be established for every citizen of the country	87	90	90	87	92	86
The state must take care of and financially support all social groups facing economic problems	88	87	88	88	88	85
Violators of the law should be punished with more severe punishments than today	76	81	70	79	81	89
In elections, parties must have an equal number of men and women on their ballot	34	60	52	47	45	42
Greece's financial problems will be better addressed through private initiative and entrepreneurship	41	44	32	42	44	58

OPINION ON THE ROLE OF THE STATE IN THE ECONOMY AND SOCIETY

Do you agree or disagree with each of the following statements...:

<i>Agree & Rather agree</i>	Region (NUTS1)					Urbanity		
	Attica	Northern Greece	Central Greece	Aegean islands	Crete	Urban	Semi-urban	Rural
Each government has the responsibility to reduce the economic inequalities between citizens	89	88	91	84	95	89	85	92
A guaranteed minimum income must be established for every citizen of the country	89	89	91	88	88	90	88	86
The state must take care of and financially support all social groups facing economic problems	89	86	85	92	90	89	82	83
Violators of the law should be punished with more severe punishments than today	78	77	80	81	82	79	81	75
In elections, parties must have an equal number of men and women on their ballot	45	49	48	47	48	46	55	47
Greece's financial problems will be better addressed through private initiative and entrepreneurship	45	47	40	43	22	46	49	30

OPINION ON THE ROLE OF THE STATE IN THE ECONOMY AND SOCIETY

Do you agree or disagree with each of the following statements...:

<i>Agree & Rather agree</i>	Education			
	Primary	Secondary	Tertiary	Post graduate
Each government has the responsibility to reduce the economic inequalities between citizens	87	90	89	88
A guaranteed minimum income must be established for every citizen of the country	88	90	89	88
The state must take care of and financially support all social groups facing economic problems	90	90	83	80
Violators of the law should be punished with more severe punishments than today	79	83	78	55
In elections, parties must have an equal number of men and women on their ballot	54	50	42	40
Greece's financial problems will be better addressed through private initiative and entrepreneurship	39	41	48	45

OPINION ON THE ROLE OF THE STATE IN THE ECONOMY AND SOCIETY

Do you agree or disagree with each of the following statements...:

Agree & Rather agree	Financial status			Social class		
	I do not make ends meet / I do with difficulty	I make ends meet but I do not save	I am financially comfortable	Upper / Upper middle	Middle	Lower middle / Lower
Each government has the responsibility to reduce the economic inequalities between citizens	93	88	80	82	88	93
A guaranteed minimum income must be established for every citizen of the country	93	89	80	79	89	94
The state must take care of and financially support all social groups facing economic problems	90	88	77	81	87	91
Violators of the law should be punished with more severe punishments than today	74	81	86	86	83	68
In elections, parties must have an equal number of men and women on their ballot	55	45	32	40	45	53
Greece's financial problems will be better addressed through private initiative and entrepreneurship	27	48	73	75	45	25

OPINION ON THE ROLE OF THE STATE IN THE ECONOMY AND SOCIETY

Do you agree or disagree with each of the following statements...:

<i>Agree & Rather agree</i>	Ideology					
	Left	Center-left	Center	Center-right	Right	Does not apply to me
Each government has the responsibility to reduce the economic inequalities between citizens	99	97	89	80	79	92
A guaranteed minimum income must be established for every citizen of the country	98	95	91	80	80	86
The state must take care of and financially support all social groups facing economic problems	98	94	80	82	81	86
Violators of the law should be punished with more severe punishments than today	45	72	85	95	95	87
In elections, parties must have an equal number of men and women on their ballot	64	61	48	44	28	34
Greece's financial problems will be better addressed through private initiative and entrepreneurship	8	30	51	70	62	35

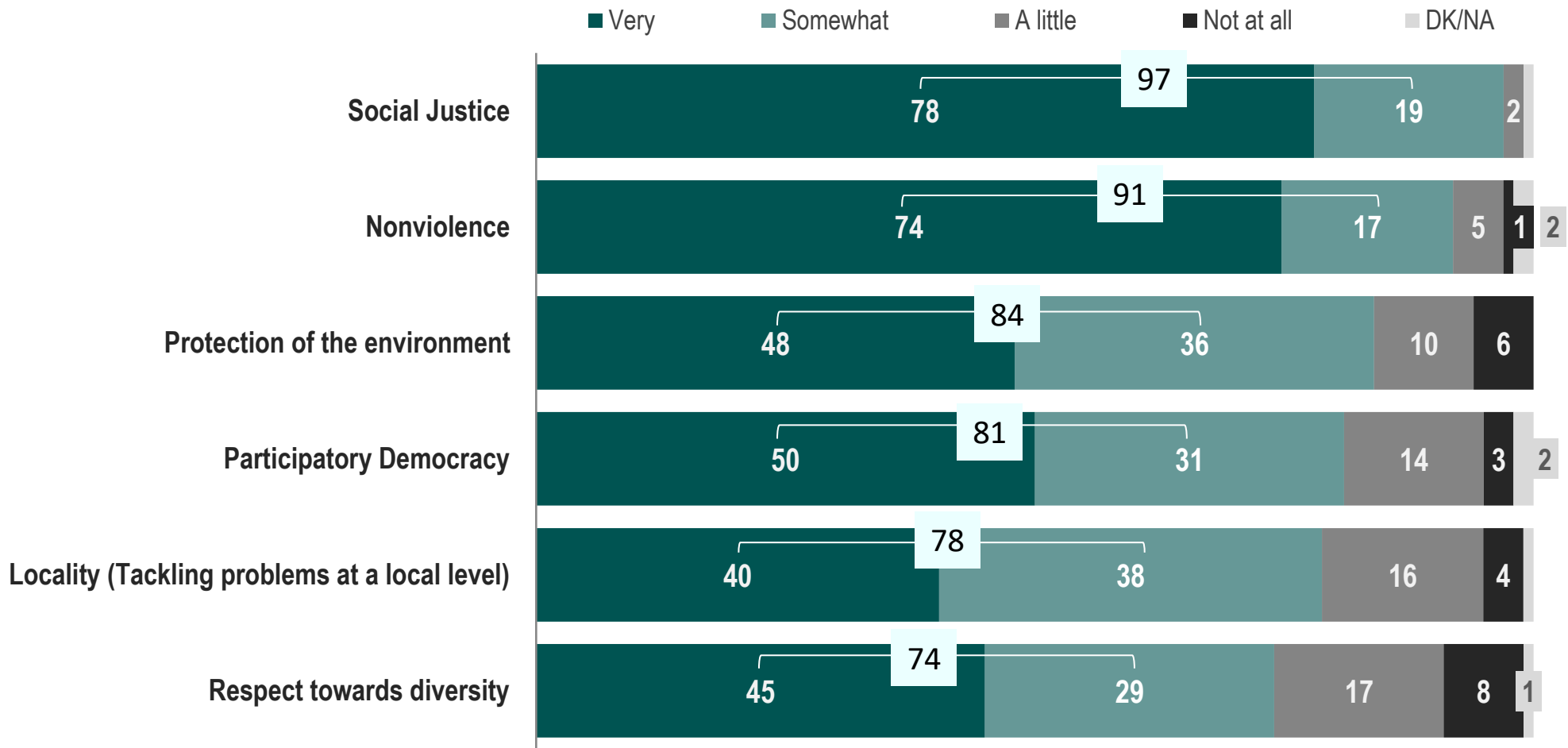
OPINION ON THE ROLE OF THE STATE IN THE ECONOMY AND SOCIETY

Do you agree or disagree with each of the following statements...:

<i>Agree & Rather agree</i>	Party affiliation (2019 vote)							Abstention / Blank-invalid/NA
	New Democracy	SYRIZA	KINAL	KKE	Greek Solution	DiEM25	Other party	
Each government has the responsibility to reduce the economic inequalities between citizens	80	98	92	98	79	100	80	95
A guaranteed minimum income must be established for every citizen of the country	82	96	95	100	82	93	83	90
The state must take care of and financially support all social groups facing economic problems	82	96	85	94	61	100	83	90
Violators of the law should be punished with more severe punishments than today	94	57	87	75	76	45	92	90
In elections, parties must have an equal number of men and women on their ballot	39	63	46	58	22	50	26	51
Greece's financial problems will be better addressed through private initiative and entrepreneurship	78	10	49	4	45	5	40	40

IMPORTANCE OF SOCIAL & POLITICAL PROPOSALS

How important is each of the following to you?



IMPORTANCE OF SOCIAL & POLITICAL PROPOSALS

How important is each of the following to you?

<i>Very & Somewhat important</i>	Gender		Age group			
	Male	Female	17 - 34	35 - 54	55 - 69	70+
Social Justice	96	98	98	97	97	98
Nonviolence	89	93	91	90	92	92
Protection of the environment	82	86	86	84	82	82
Participatory Democracy	79	83	84	82	79	77
Locality (tackling problems at a local level)	74	81	75	79	80	77
Respect towards diversity	69	79	78	76	72	70

IMPORTANCE OF SOCIAL & POLITICAL PROPOSALS

How important is each of the following to you?

<i>Very & Somewhat important</i>	Region (NUTS1)					Urbanity		
	Attica	Northern Greece	Central Greece	Aegean islands	Crete	Urban	Semi-urban	Rural
Social Justice	97	96	98	98	97	97	98	98
Nonviolence	89	92	91	91	89	90	90	93
Protection of the environment	86	82	82	86	86	85	83	83
Participatory Democracy	79	81	81	88	87	80	84	84
Locality (tackling problems at a local level)	75	82	77	76	86	78	82	78
Respect towards diversity	76	72	74	68	78	73	74	79

IMPORTANCE OF SOCIAL & POLITICAL PROPOSALS

How important is each of the following to you?

Very & Somewhat important	Education			
	Primary	Secondary	Tertiary	Post graduate
Social Justice	98	97	98	98
Nonviolence	89	90	92	93
Protection of the environment	81	84	86	87
Participatory Democracy	83	83	78	79
Locality (tackling problems at a local level)	81	79	75	73
Respect towards diversity	74	72	78	80

IMPORTANCE OF SOCIAL & POLITICAL PROPOSALS

How important is each of the following to you?

Very & Somewhat important	Financial status			Social class		
	I do not make ends meet / I do with difficulty	I make ends meet but I do not save	I am financially comfortable	Upper / Upper middle	Middle	Lower middle / Lower
Social Justice	98	97	94	96	97	98
Nonviolence	91	91	89	88	92	92
Protection of the environment	83	85	85	85	85	83
Participatory Democracy	85	81	72	77	80	85
Locality (tackling problems at a local level)	79	78	72	74	78	79
Respect towards diversity	74	75	68	66	73	78

IMPORTANCE OF SOCIAL & POLITICAL PROPOSALS

How important is each of the following to you?

Very & Somewhat important	Ideology					
	Left	Center-left	Center	Center-right	Right	Does not apply to me
Social Justice	100	99	97	96	96	96
Nonviolence	94	93	94	92	85	90
Protection of the environment	87	87	84	85	80	77
Participatory Democracy	89	86	83	73	75	79
Locality (tackling problems at a local level)	79	79	79	77	76	78
Respect towards diversity	93	89	81	73	40	63

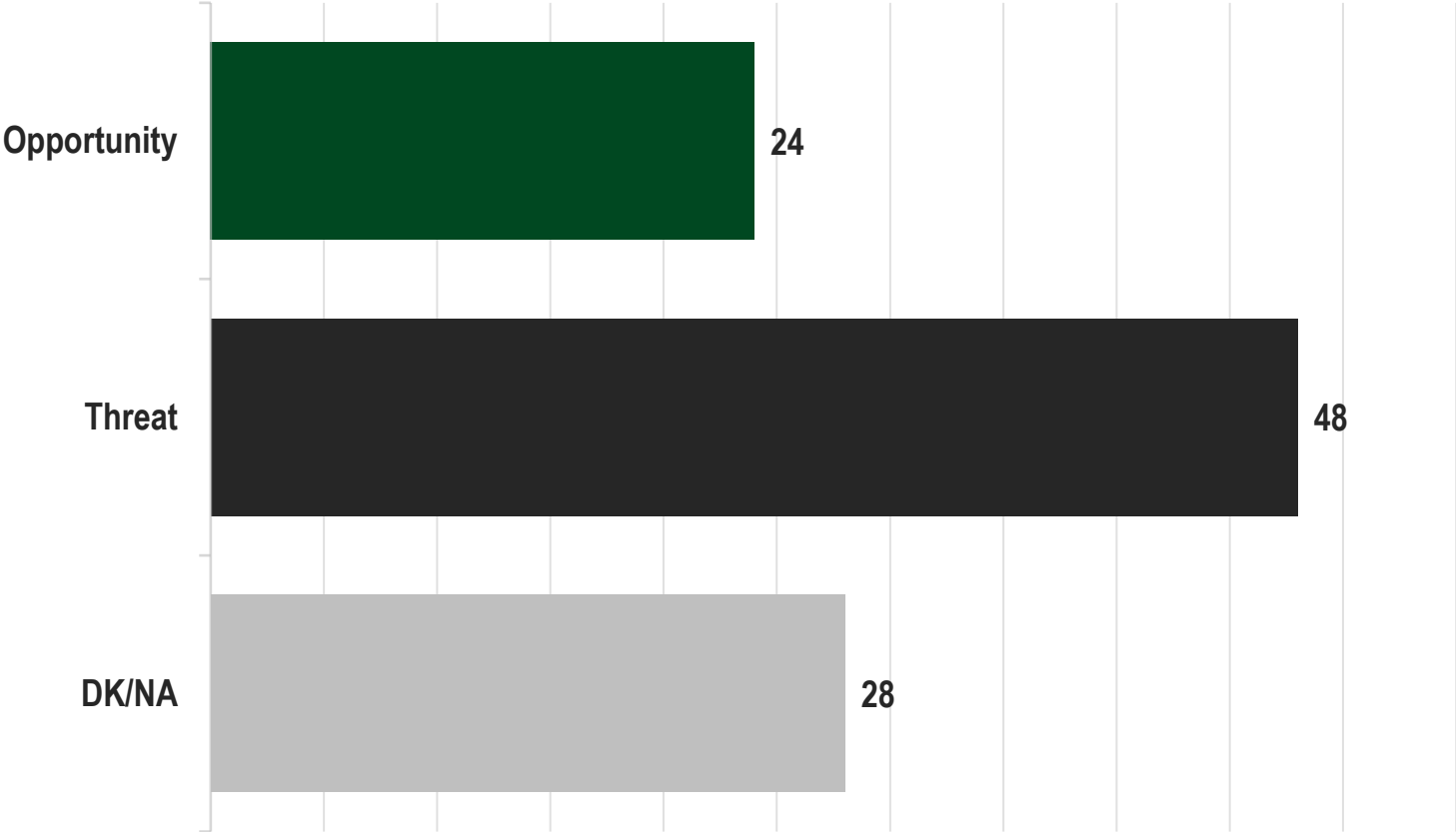
IMPORTANCE OF SOCIAL & POLITICAL PROPOSALS

How important is each of the following to you?

Very & Somewhat important	Party affiliation (2019 vote)							Abstention / Blank-invalid/NA
	New Democracy	SYRIZA	KINAL	KKE	Greek Solution	DiEM25	Other party	
Social Justice	95	99	98	99	94	99	95	97
Nonviolence	92	93	93	92	85	91	85	89
Protection of the environment	85	86	85	85	68	83	78	76
Participatory Democracy	72	90	86	88	84	85	80	82
Locality (tackling problems at a local level)	75	77	80	73	88	78	80	86
Respect towards diversity	64	88	80	92	48	87	65	70

OPINION ON IMMIGRANTS LIVING IN GREECE: OPPORTUNITY OR THREAT?

What is your opinion regarding immigrants living in Greece today? Are they a threat or an opportunity for our country?



OPINION ON IMMIGRANTS LIVING IN GREECE: OPPORTUNITY OR THREAT?

What is your opinion regarding immigrants living in Greece today? Are they a threat or an opportunity for our country?

	Gender		Age group			
	Male	Female	17 - 34	35 - 54	55 - 69	70+
Opportunity	24	23	26	24	26	20
Threat	49	47	47	51	48	45
DK/NA	27	30	27	25	26	35

	Region (NUTS1)					Urbanity		
	Attica	Northern Greece	Central Greece	Aegean islands	Crete	Urban	Semi-urban	Rural
Opportunity	25	24	23	19	23	23	22	28
Threat	46	47	50	59	46	49	50	44
DK/NA	29	30	27	21	31	28	28	28

OPINION ON IMMIGRANTS LIVING IN GREECE: OPPORTUNITY OR THREAT?

What is your opinion regarding immigrants living in Greece today? Are they a threat or an opportunity for our country?

	Education			
	Primary	Secondary	Tertiary	Post graduate
Opportunity	25	24	23	24
Threat	49	54	40	35
DK/NA	25	22	37	41

	Financial status			Social class		
	I do not make ends meet / I do with difficulty	I make ends meet but I do not save	I am financially comfortable	Upper / Upper middle	Middle	Lower middle / Lower
Opportunity	28	23	21	21	23	28
Threat	52	43	52	51	47	48
DK/NA	20	35	28	29	30	24

OPINION ON IMMIGRANTS LIVING IN GREECE: OPPORTUNITY OR THREAT?

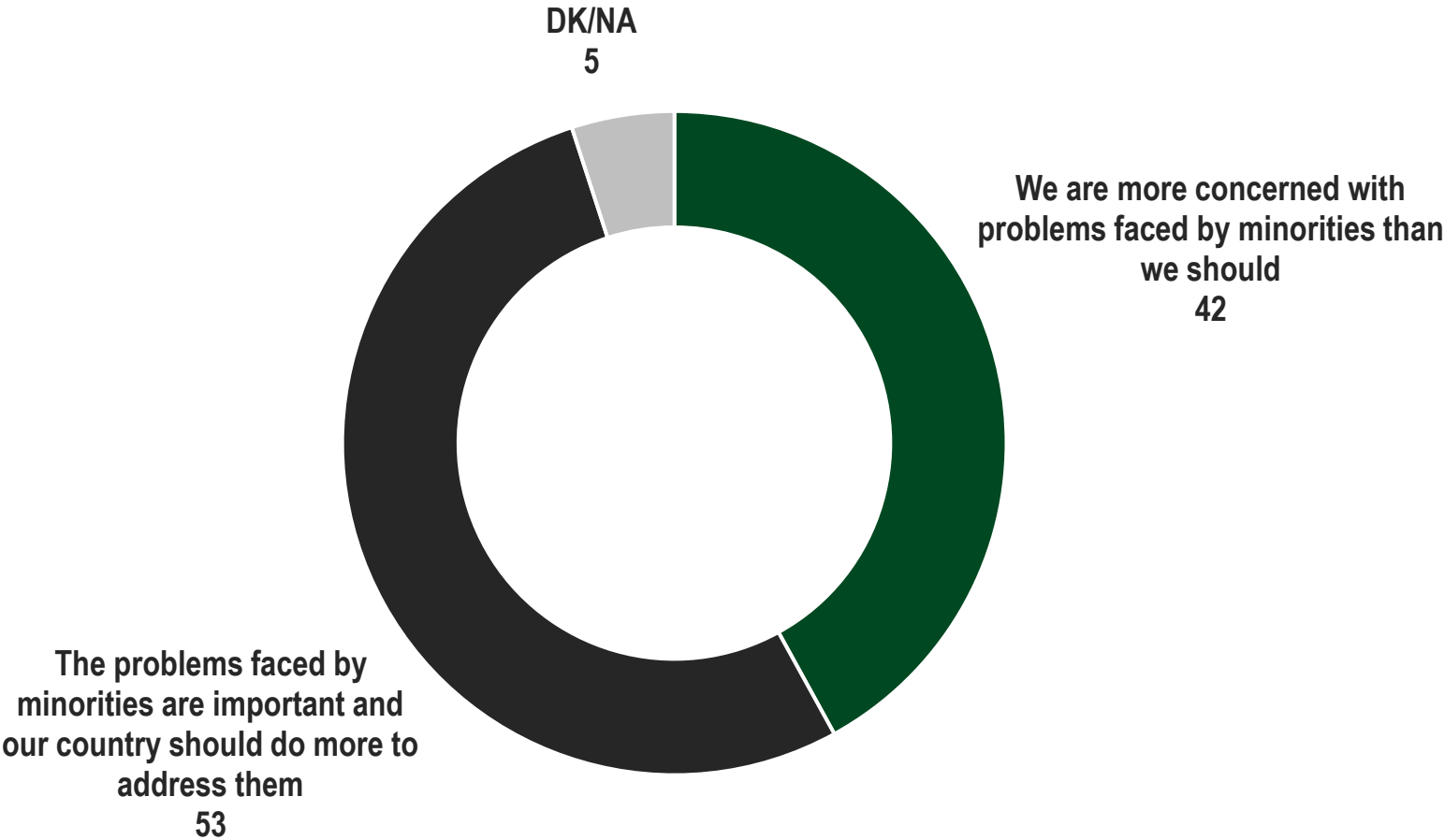
What is your opinion regarding immigrants living in Greece today? Are they a threat or an opportunity for our country?

	Ideology					
	Left	Center-left	Center	Center-right	Right	Does not apply to me
Opportunity	41	27	26	15	15	16
Threat	23	25	42	58	82	68
DK/NA	37	49	31	27	4	15

	Party affiliation (2019 vote)							
	New Democracy	SYRIZA	KINAL	KKE	Greek Solution	DiEM25	Other party	Abstention / Blank-invalid/NA
Opportunity	15	38	15	32	5	40	17	21
Threat	60	28	45	36	84	30	64	51
DK/NA	25	34	39	32	11	30	19	27

OPINION ON MINORITIES

And what do you think of minorities in Greece?



OPINION ON MINORITIES

And what do you believe about the minorities in Greece?

	Gender		Age group			
	Male	Female	17 - 34	35 - 54	55 - 69	70+
We are more concerned with problems faced by minorities than we should	46	38	32	43	42	50
The problems faced by minorities are important and our country should do more to address them	49	56	60	52	53	48
DK/NA	5	5	8	4	5	3

	Region (NUTS1)					Urbanity		
	Attica	Northern Greece	Central Greece	Aegean islands	Crete	Urban	Semi-urban	Rural
We are more concerned with problems faced by minorities than we should	43	41	40	44	39	42	46	40
The problems faced by minorities are important and our country should do more to address them	53	54	52	51	55	54	49	52
DK/NA	4	5	8	5	6	5	5	7

OPINION ON MINORITIES

And what do you believe about the minorities in Greece?

	Education			
	Primary	Secondary	Tertiary	Post graduate
We are more concerned with problems faced by minorities than we should	45	46	34	33
The problems faced by minorities are important and our country should do more to address them	49	50	59	61
DK/NA	6	4	7	7

	Financial status			Social class		
	I do not make ends meet / I do with difficulty	I make ends meet but I do not save	I am financially comfortable	Upper / Upper middle	Middle	Lower middle / Lower
We are more concerned with problems faced by minorities than we should	40	40	51	49	44	36
The problems faced by minorities are important and our country should do more to address them	53	54	48	49	50	60
DK/NA	6	6	2	2	5	5

OPINION ON MINORITIES

And what do you believe about the minorities in Greece?

	Ideology					
	Left	Center-left	Center	Center-right	Right	Does not apply to me
We are more concerned with problems faced by minorities than we should	15	30	42	50	67	54
The problems faced by minorities are important and our country should do more to address them	82	65	52	44	28	41
DK/NA	3	5	7	6	5	6

	Party affiliation (2019 vote)						
	New Democracy	SYRIZA	KINAL	KKE	Greek Solution	DiEM25	Other party Abstention / Blank-invalid/NA
We are more concerned with problems faced by minorities than we should	56	16	39	22	95	24	57
The problems faced by minorities are important and our country should do more to address them	40	78	54	76	4	70	41
DK/NA	4	5	8	2	1	7	1

NOVEMBER 2021

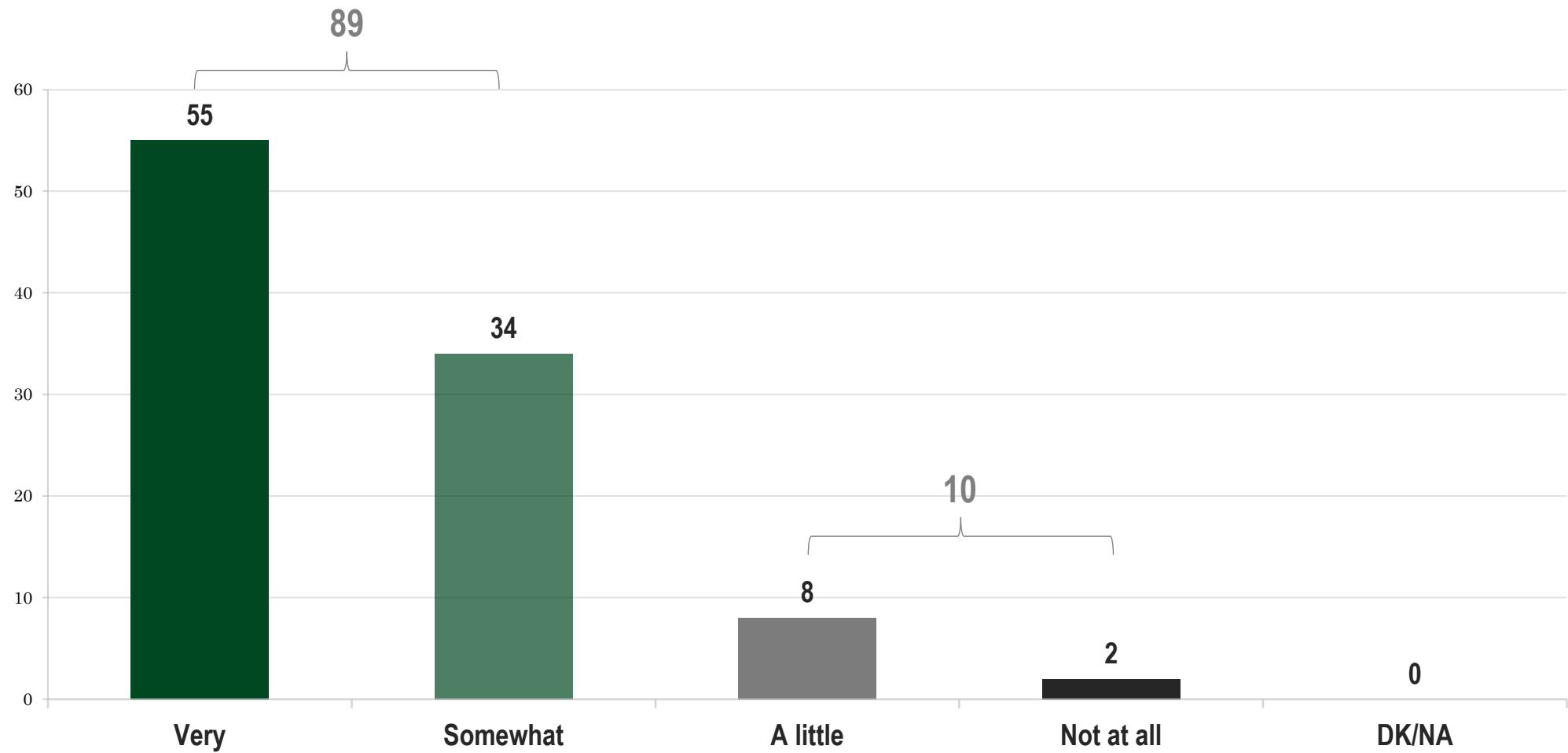
The Green political platform in Greece

GREEKS ON THE ENVIRONMENT

Attitudes and perceptions about the environment and climate change

CONCERN REGARDING ENVIRONMENTAL ISSUES

How concerned are you about environmental issues in Greece and the world?



CONCERN REGARDING ENVIRONMENTAL ISSUES

How concerned are you about environmental issues in Greece and the world?

	Gender		Age group			
	Male	Female	17 - 34	35 - 54	55 - 69	70+
Very	49	61	54	50	62	56
Somewhat	38	31	34	34	33	37
A little	11	6	8	13	3	6
Not at all	2	3	4	2	2	1

	Region (NUTS1)					Urbanity		
	Attica	Northern Greece	Central Greece	Aegean islands	Crete	Urban	Semi-urban	Rural
Very	58	49	54	70	58	53	59	62
Somewhat	35	38	33	19	30	37	27	27
A little	6	10	10	7	9	7	13	10
Not at all	1	3	3	4	3	3	2	1

CONCERN REGARDING ENVIRONMENTAL ISSUES

How concerned are you about environmental issues in Greece and the world?

	Education			
	Primary	Secondary	Tertiary	Post graduate
Very	55	54	56	57
Somewhat	30	35	34	33
A little	8	9	7	5
Not at all	7	1	3	5

	Financial status			Social class		
	I do not make ends meet / I do with difficulty	I make ends meet but I do not save	I am financially comfortable	Upper / Upper middle	Middle	Lower middle / Lower
Very	59	55	46	54	54	57
Somewhat	30	35	40	37	37	27
A little	8	8	10	5	7	12
Not at all	3	1	4	3	2	3

CONCERN REGARDING ENVIRONMENTAL ISSUES

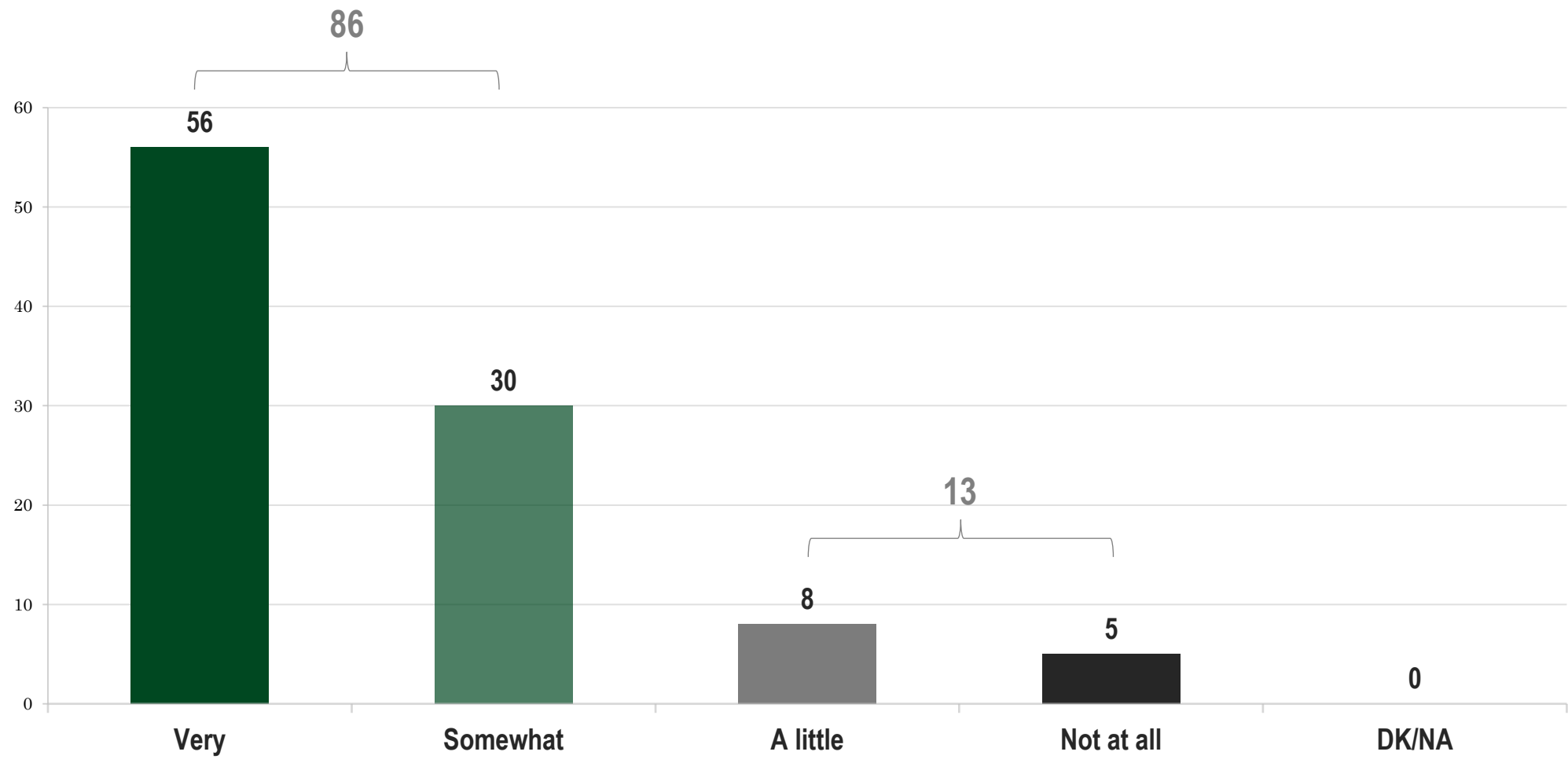
How concerned are you about environmental issues in Greece and the world?

	Ideology					
	Left	Center-left	Center	Center-right	Right	Does not apply to me
Very	74	61	54	48	44	45
Somewhat	21	34	36	42	39	34
A little	5	5	8	6	11	16
Not at all	-	-	1	3	6	5

	Party affiliation (2019 vote)							
	New Democracy	SYRIZA	KINAL	KKE	Greek Solution	DiEM25	Other party	Abstention / Blank-invalid/NA
Very	49	66	48	65	24	65	48	56
Somewhat	40	27	45	25	49	23	32	29
A little	7	6	6	8	14	10	17	11
Not at all	3	1	1	1	13	2	3	2

CONCERN REGARDING CLIMATE CHANGE

More specifically, how concerned are you about climate change?



CONCERN REGARDING CLIMATE CHANGE

More specifically, how concerned are you about climate change?

	Gender		Age group			
	Male	Female	17 - 34	35 - 54	55 - 69	70+
Very	47	65	57	52	59	57
Somewhat	36	25	28	28	31	36
A little	12	5	9	12	6	5
Not at all	5	5	6	8	4	1

	Region (NUTS1)					Urbanity		
	Attica	Northern Greece	Central Greece	Aegean islands	Crete	Urban	Semi-urban	Rural
Very	58	52	51	72	64	56	62	54
Somewhat	33	30	33	16	22	31	21	33
A little	5	10	12	6	4	8	9	7
Not at all	4	7	4	6	10	4	8	6

CONCERN REGARDING CLIMATE CHANGE

More specifically, how concerned are you about climate change?

	Education			
	Primary	Secondary	Tertiary	Post graduate
Very	57	54	58	63
Somewhat	31	31	29	28
A little	5	9	7	7
Not at all	7	5	6	2

	Financial status			Social class		
	I do not make ends meet / I do with difficulty	I make ends meet but I do not save	I am financially comfortable	Upper / Upper middle	Middle	Lower middle / Lower
Very	57	57	51	61	57	53
Somewhat	28	32	31	25	32	29
A little	8	8	11	8	6	12
Not at all	7	3	7	6	5	6

CONCERN REGARDING CLIMATE CHANGE

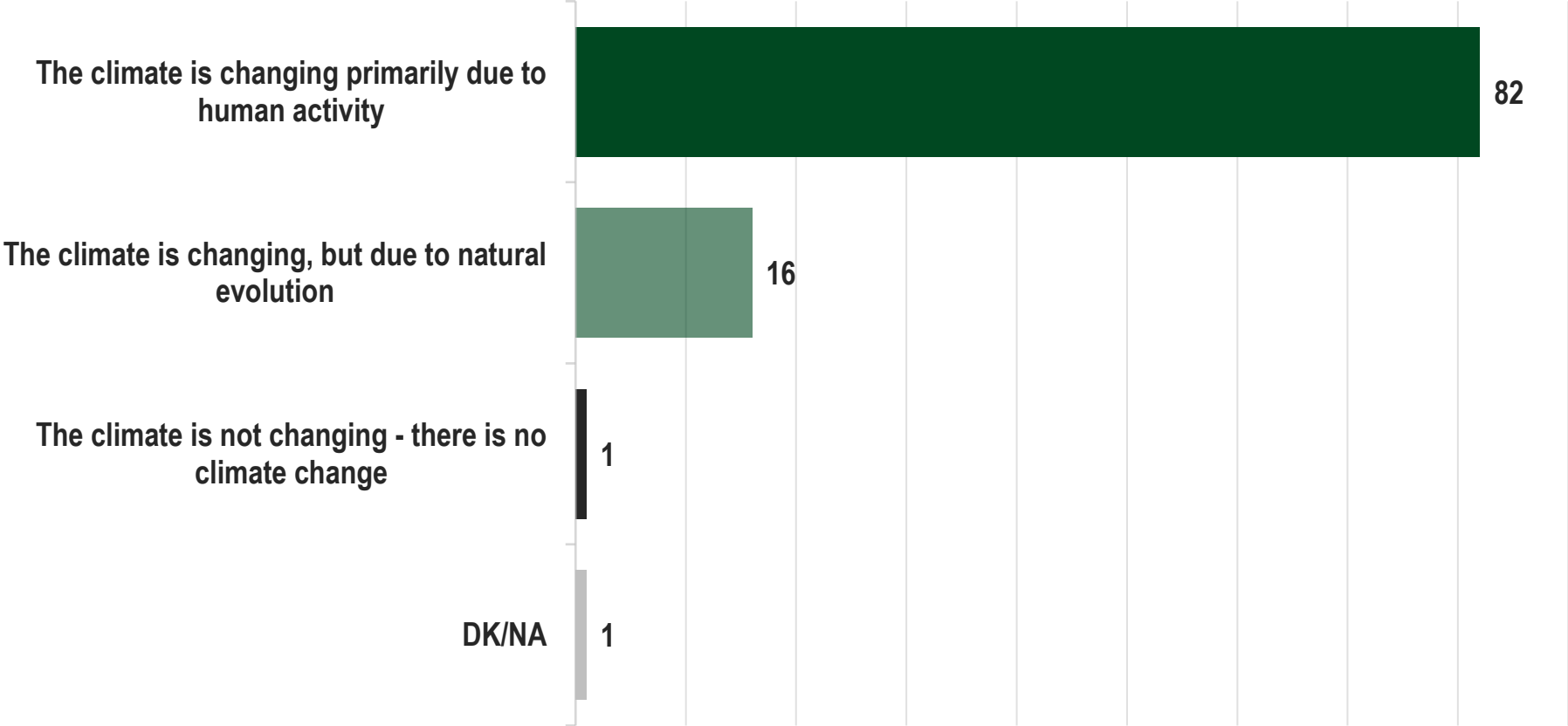
More specifically, how concerned are you about climate change?

	Ideology					
	Left	Center-left	Center	Center-right	Right	Does not apply to me
Very	71	61	58	52	46	42
Somewhat	25	34	29	36	31	26
A little	4	5	11	7	11	15
Not at all	1	1	2	4	12	16

	Party affiliation (2019 vote)							
	New Democracy	SYRIZA	KINAL	KKE	Greek Solution	DiEM25	Other party	Abstention / Blank-invalid/NA
Very	54	63	55	63	30	58	46	58
Somewhat	33	29	39	28	32	32	23	22
A little	9	6	5	6	11	3	12	15
Not at all	4	2	1	4	27	6	18	5

CLIMATE CHANGE AND HUMAN ACTIVITY

With which of the following views on climate change do you agree more?



CLIMATE CHANGE AND HUMAN ACTIVITY

With which of the following views on climate change do you agree more?

	Gender		Age group			
	Male	Female	17 - 34	35 - 54	55 - 69	70+
The climate is changing primarily due to human activity	78	85	83	78	83	84
The climate is changing, but due to natural evolution	19	13	14	18	16	13
The climate is not changing - there is no climate change	2	1	1	2	1	-
DK/NA	1	1	2	1	-	3

	Region (NUTS1)					Urbanity		
	Attica	Northern Greece	Central Greece	Aegean islands	Crete	Urban	Semi-urban	Rural
The climate is changing primarily due to human activity	84	82	77	88	79	84	83	74
The climate is changing, but due to natural evolution	13	15	21	11	19	14	15	22
The climate is not changing - there is no climate change	1	2	1	-	1	1	2	1
DK/NA	2	1	1	1	-	1	-	3

CLIMATE CHANGE AND HUMAN ACTIVITY

With which of the following views on climate change do you agree more?

	Education			
	Primary	Secondary	Tertiary	Post graduate
The climate is changing primarily due to human activity	82	81	82	84
The climate is changing, but due to natural evolution	15	17	16	14
The climate is not changing - there is no climate change	1	2	1	1
DK/NA	2	-	1	1

	Financial status			Social class		
	I do not make ends meet / I do with difficulty	I make ends meet but I do not save	I am financially comfortable	Upper / Upper middle	Middle	Lower middle / Lower
The climate is changing primarily due to human activity	79	85	79	79	83	80
The climate is changing, but due to natural evolution	18	13	20	21	15	17
The climate is not changing - there is no climate change	2	1	-	-	1	2
DK/NA	1	1	1	-	1	1

CLIMATE CHANGE AND HUMAN ACTIVITY

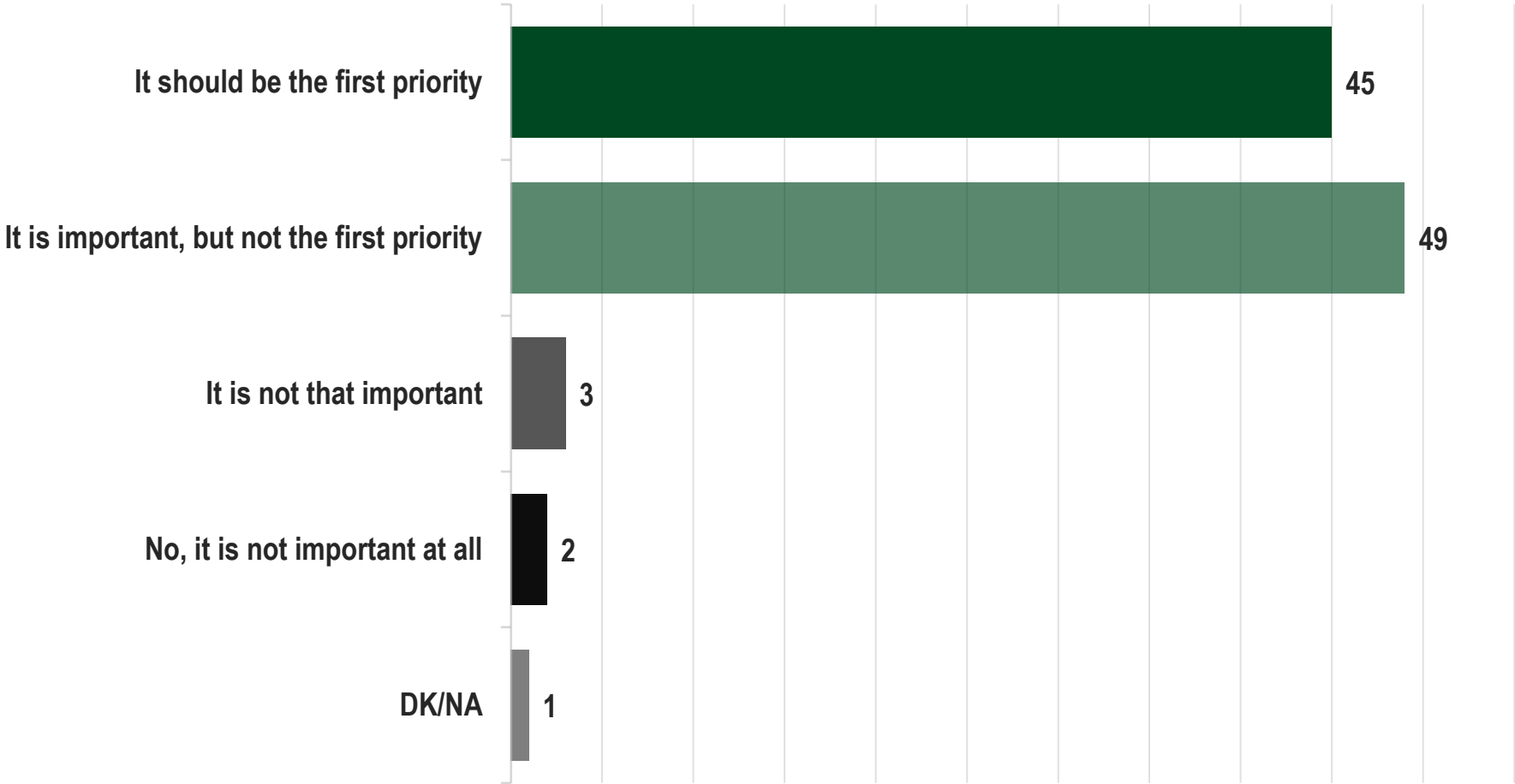
With which of the following views on climate change do you agree more?

	Ideology					
	Left	Center-left	Center	Center-right	Right	Does not apply to me
The climate is changing primarily due to human activity	91	87	85	83	69	67
The climate is changing, but due to natural evolution	7	10	14	17	27	26
The climate is not changing - there is no climate change	2	-	-	-	3	4
DK/NA	-	3	1	-	1	3

	Party affiliation (2019 vote)							
	New Democracy	SYRIZA	KINAL	KKE	Greek Solution	DiEM25	Other party	Abstention / Blank-invalid/NA
The climate is changing primarily due to human activity	82	86	87	92	54	81	68	81
The climate is changing, but due to natural evolution	16	12	11	5	41	16	28	17
The climate is not changing - there is no climate change	1	1	1	2	3	-	4	1
DK/NA	1	2	1	1	3	3	-	1

SHOULD THE GREEK ECONOMY BECOME MORE ENVIRONMENTALLY FRIENDLY?

In your opinion, does our country's economy need to become more friendly towards the environment?



SHOULD THE GREEK ECONOMY BECOME MORE ENVIRONMENTALLY FRIENDLY?

In your opinion, does our country's economy need to become more friendly towards the environment?

	Gender		Age group			
	Male	Female	17 - 34	35 - 54	55 - 69	70+
It should be the first priority	41	50	44	40	50	51
It is important, but not the first priority	52	46	50	52	46	49
It is not that important	4	2	1	5	3	-
No, it is not important at all	2	2	4	2	1	-

	Region (NUTS1)					Urbanity		
	Attica	Northern Greece	Central Greece	Aegean islands	Crete	Urban	Semi-urban	Rural
It should be the first priority	49	43	40	47	51	47	49	36
It is important, but not the first priority	48	50	52	49	42	47	45	59
It is not that important	1	4	5	4	1	3	3	2
No, it is not important at all	1	2	3	-	2	2	1	2

SHOULD THE GREEK ECONOMY BECOME MORE ENVIRONMENTALLY FRIENDLY?

In your opinion, does our country's economy need to become more friendly towards the environment?

	Education			
	Primary	Secondary	Tertiary	Post graduate
It should be the first priority	49	42	49	46
It is important, but not the first priority	45	52	46	48
It is not that important	2	4	2	1
No, it is not important at all	3	2	2	3

	Financial status			Social class		
	I do not make ends meet / I do with difficulty	I make ends meet but I do not save	I am financially comfortable	Upper / Upper middle	Middle	Lower middle / Lower
It should be the first priority	45	48	40	50	44	45
It is important, but not the first priority	47	49	54	47	50	48
It is not that important	5	2	2	1	3	3
No, it is not important at all	3	1	3	2	2	3

SHOULD THE GREEK ECONOMY BECOME MORE ENVIRONMENTALLY FRIENDLY?

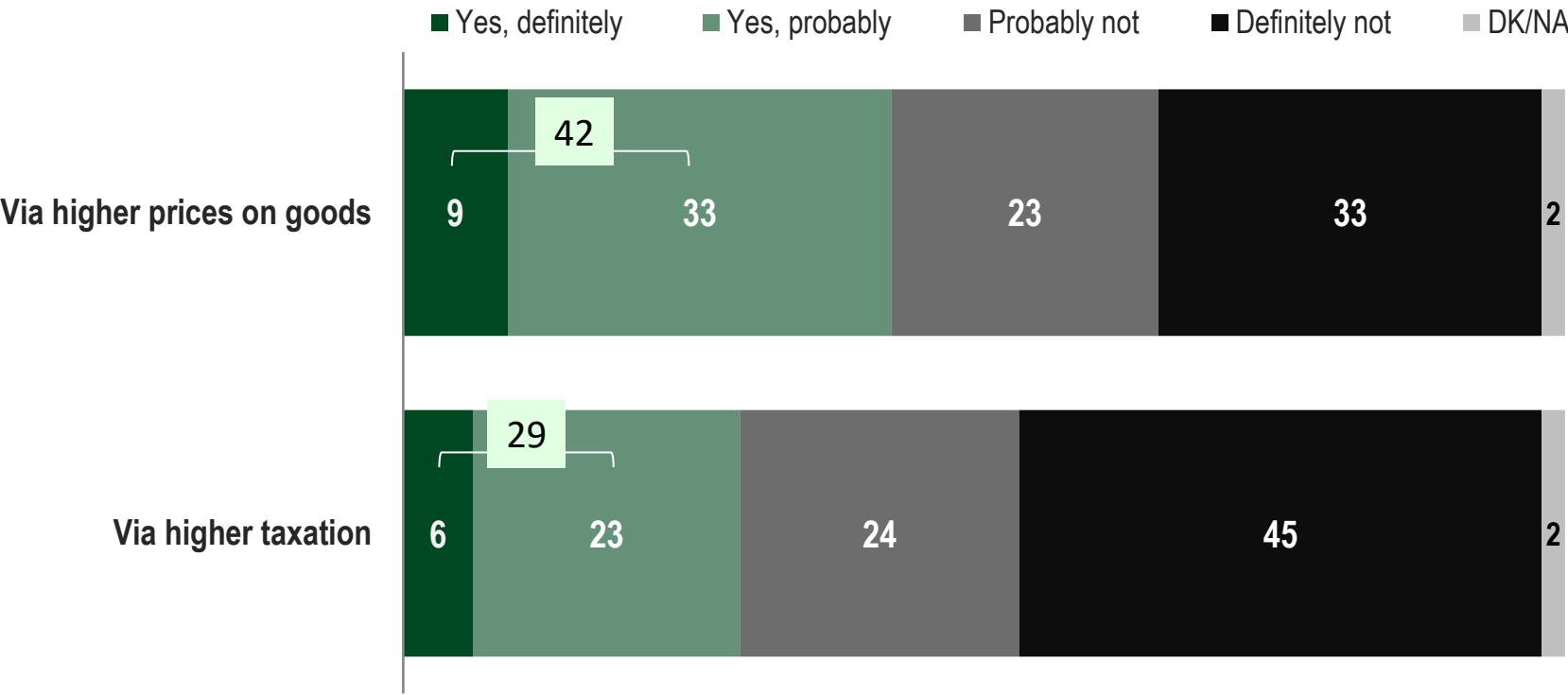
In your opinion, does our country's economy need to become more friendly towards the environment?

	Ideology					
	Left	Center-left	Center	Center-right	Right	Does not apply to me
It should be the first priority	55	53	43	38	41	32
It is important, but not the first priority	41	46	52	56	48	50
It is not that important	1	1	4	1	6	9
No, it is not important at all	1	-	1	2	3	4

	Party affiliation (2019 vote)							
	New Democracy	SYRIZA	KINAL	KKE	Greek Solution	DiEM25	Other party	Abstention / Blank-invalid/NA
It should be the first priority	44	56	45	35	29	54	27	34
It is important, but not the first priority	51	41	54	60	44	46	59	58
It is not that important	3	2	-	-	8	-	9	4
No, it is not important at all	1	-	1	4	16	-	5	1

HOW MANY WOULD AGREE TO CARRY A FINANCIAL BURDEN IN ORDER TO BENEFIT THE ENVIROMENT

Are you willing to be financially burdened in order to protect the environment..:



HOW MANY WOULD AGREE TO CARRY A FINANCIAL BURDEN IN ORDER TO BENEFIT THE ENVIROMENT

Are you willing to be financially burdened in order to protect the environment..:

Yes, definitely & Yes, probably	Gender		Age group			
	Male	Female	17 - 34	35 - 54	55 - 69	70+
Via higher prices on goods	44	40	33	34	46	61
Via higher taxation	32	26	27	20	35	38

Yes, definitely & Yes, probably	Region (NUTS1)					Urbanity		
	Attica	Northern Greece	Central Greece	Aegean islands	Crete	Urban	Semi-urban	Rural
Via higher prices on goods	42	42	42	54	34	43	40	41
Via higher taxation	30	32	25	23	28	30	25	30

Yes, definitely & Yes, probably	Education			
	Primary	Secondary	Tertiary	Post graduate
Via higher prices on goods	52	39	43	42
Via higher taxation	35	27	32	27

HOW MANY WOULD AGREE TO CARRY A FINANCIAL BURDEN IN ORDER TO BENEFIT THE ENVIROMENT

Are you willing to be financially burdened in order to protect the environment..:

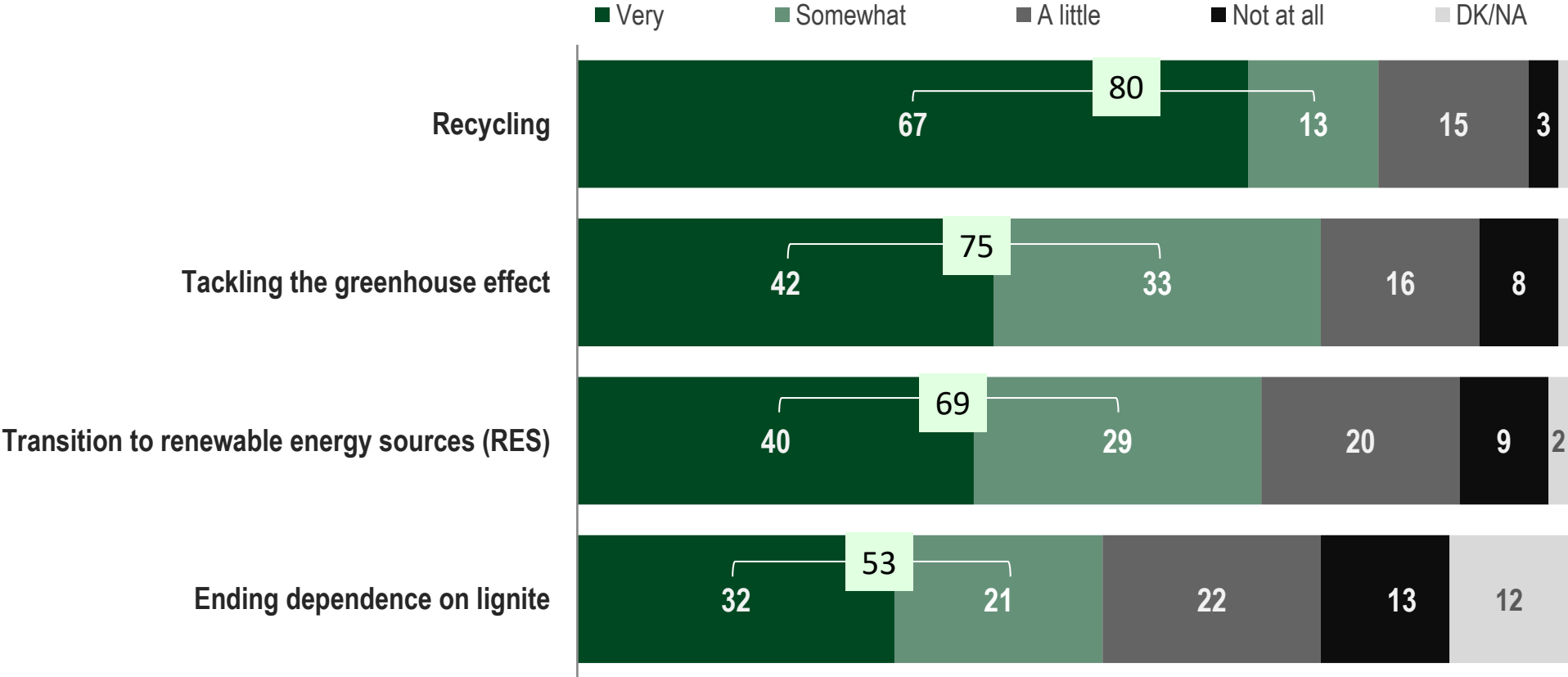
<i>Yes, definitely & Yes, probably</i>	Financial status			Social class		
	I do not make ends meet / I do with difficulty	I make ends meet but I do not save	I am financially comfortable	Upper / Upper middle	Middle	Lower middle / Lower
Via higher prices on goods	31	48	56	51	46	30
Via higher taxation	24	30	44	33	30	25

<i>Yes, definitely & Yes, probably</i>	Ideology					
	Left	Center-left	Center	Center-right	Right	Does not apply to me
Via higher prices on goods	33	43	52	48	41	24
Via higher taxation	29	35	32	31	22	21

<i>Yes, definitely & Yes, probably</i>	Party affiliation (2019 vote)							
	New Democracy	SYRIZA	KINAL	KKE	Greek Solution	DiEM25	Other party	Abstention / Blank-invalid/NA
Via higher prices on goods	52	36	59	31	27	40	24	36
Via higher taxation	31	30	49	23	8	35	16	22

IMPORTANCE OF ACTIONS & POLICIES FOR THE PROTECTION OF THE ENVIROMENT

How important do you consider each of the following subjects regarding the environment?



IMPORTANCE OF ACTIONS & POLICIES FOR THE PROTECTION OF THE ENVIROMENT

How important do you consider each of the following subjects regarding the environment?

Very & Somewhat important	Gender		Age group			
	Male	Female	17 - 34	35 - 54	55 - 69	70+
Recycling	78	82	83	80	78	77
Tackling the greenhouse effect	71	78	79	79	71	70
Transition to renewable energy sources (RES)	66	71	72	69	67	66
Ending dependence on lignite	49	56	65	51	50	47

Very & Somewhat important	Region (NUTS1)					Urbanity		
	Attica	Northern Greece	Central Greece	Aegean islands	Crete	Urban	Semi-urban	Rural
Recycling	80	81	80	77	82	81	79	79
Tackling the greenhouse effect	78	73	75	74	73	75	79	74
Transition to renewable energy sources (RES)	72	69	66	69	64	70	67	69
Ending dependence on lignite	61	43	55	60	40	56	52	43

IMPORTANCE OF ACTIONS & POLICIES FOR THE PROTECTION OF THE ENVIROMENT

How important do you consider each of the following subjects regarding the environment?

Very & Somewhat important	Education			
	Primary	Secondary	Tertiary	Post graduate
Recycling	73	80	83	84
Tackling the greenhouse effect	72	73	80	81
Transition to renewable energy sources (RES)	65	67	72	72
Ending dependence on lignite	43	48	63	64

Very & Somewhat important	Financial status			Social class		
	I do not make ends meet / I do with difficulty	I make ends meet but I do not save	I am financially comfortable	Upper / Upper middle	Middle	Lower middle / Lower
Recycling	79	80	80	80	80	79
Tackling the greenhouse effect	70	81	73	80	75	71
Transition to renewable energy sources (RES)	61	75	75	73	73	61
Ending dependence on lignite	42	60	65	64	57	41

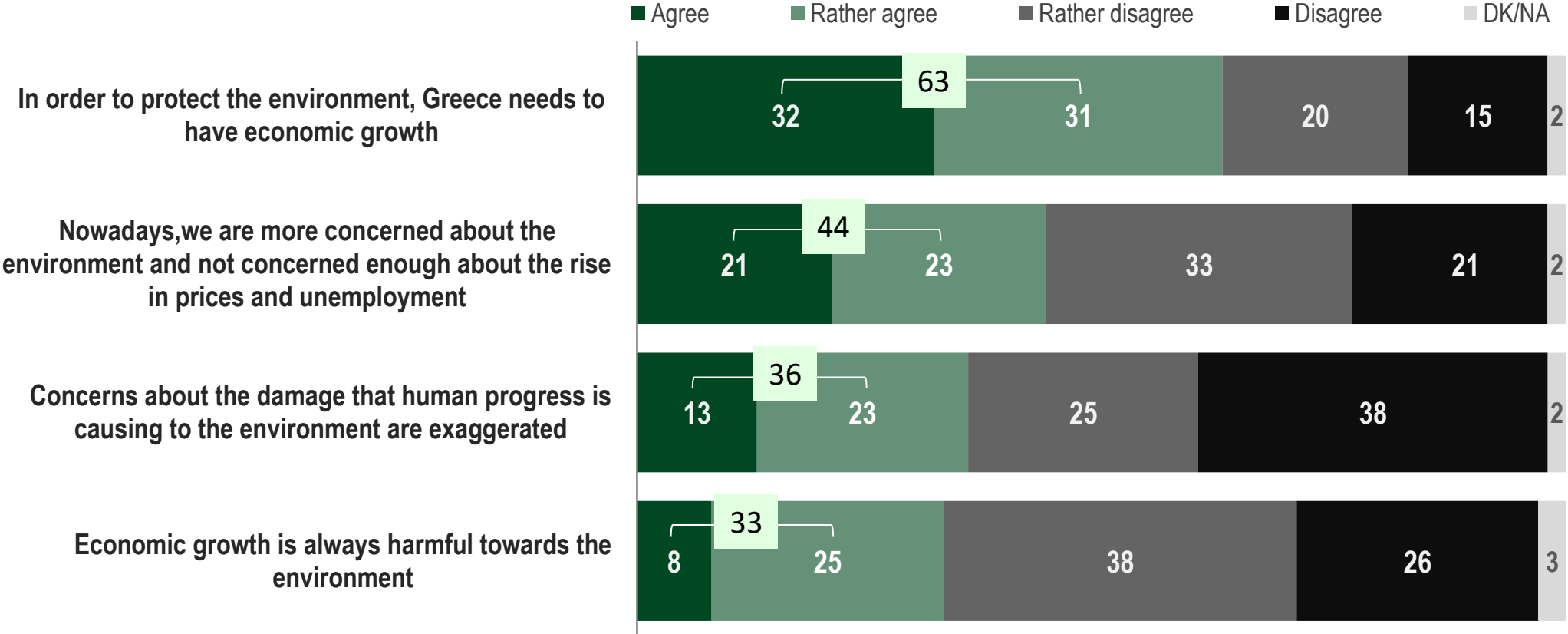
IMPORTANCE OF ACTIONS & POLICIES FOR THE PROTECTION OF THE ENVIROMENT

How important do you consider each of the following subjects regarding the environment?

Very & Somewhat important	Ideology							
	Left	Center-left	Center	Center-right	Right	Does not apply to me		
Recycling	82	83	80	82	74	80		
Tackling the greenhouse effect	84	83	72	75	69	59		
Transition to renewable energy sources (RES)	56	75	73	79	72	55		
Ending dependence on lignite	43	53	59	71	50	38		
Very & Somewhat important	Party affiliation (2019 vote)							
	New Democracy	SYRIZA	KINAL	KKE	Greek Solution	DiEM25	Other party	Abstention / Blank-invalid/NA
Recycling	82	83	80	80	70	79	73	75
Tackling the greenhouse effect	76	80	81	80	44	85	60	71
Transition to renewable energy sources (RES)	78	62	76	55	50	70	59	69
Ending dependence on lignite	70	46	62	36	15	38	35	42

OPINION ON THE RELATIONSHIP BETWEEN THE ECONOMY AND ENVIRONMENTAL PROTECTION

Do you agree or disagree with each of the following views?



OPINION ON THE RELATIONSHIP BETWEEN THE ECONOMY AND ENVIRONMENTAL PROTECTION

Do you agree or disagree with each of the following views?

Agree & Rather agree	Gender		Age group			
	Male	Female	17 - 34	35 - 54	55 - 69	70+
In order to protect the environment, Greece needs to have economic growth	68	59	59	62	63	71
Nowadays, we are more concerned about the environment and not concerned enough about the rise in prices and unemployment	49	39	30	46	48	52
Concerns about the damage that human progress is causing to the environment are exaggerated	41	31	25	31	42	51
Economic growth is always harmful towards the environment	34	33	34	33	33	31

OPINION ON THE RELATIONSHIP BETWEEN THE ECONOMY AND ENVIRONMENTAL PROTECTION

Do you agree or disagree with each of the following views?

Agree & Rather agree	Region (NUTS1)					Urbanity		
	Attica	Northern Greece	Central Greece	Aegean islands	Crete	Urban	Semi-urban	Rural
In order to protect the environment, Greece needs to have economic growth	65	64	63	54	58	64	62	58
Nowadays, we are more concerned about the environment and not concerned enough about the rise in prices and unemployment	43	40	48	48	54	42	45	53
Concerns about the damage that human progress is causing to the environment are exaggerated	36	35	40	23	37	37	37	32
Economic growth is always harmful towards the environment	33	32	36	31	32	31	34	42

OPINION ON THE RELATIONSHIP BETWEEN THE ECONOMY AND ENVIRONMENTAL PROTECTION

Do you agree or disagree with each of the following views?

Agree & Rather agree	Education			
	Primary	Secondary	Tertiary	Post graduate
In order to protect the environment, Greece needs to have economic growth	70	71	51	46
Nowadays, we are more concerned about the environment and not concerned enough about the rise in prices and unemployment	54	46	39	35
Concerns about the damage that human progress is causing to the environment are exaggerated	38	40	30	27
Economic growth is always harmful towards the environment	40	38	25	24

OPINION ON THE RELATIONSHIP BETWEEN THE ECONOMY AND ENVIRONMENTAL PROTECTION

Do you agree or disagree with each of the following views?

<i>Agree & Rather agree</i>	Financial status			Social class		
	I do not make ends meet / I do with difficulty	I make ends meet but I do not save	I am financially comfortable	Upper / Upper middle	Middle	Lower middle / Lower
In order to protect the environment, Greece needs to have economic growth	61	64	65	67	64	58
Nowadays, we are more concerned about the environment and not concerned enough about the rise in prices and unemployment	52	40	34	40	42	48
Concerns about the damage that human progress is causing to the environment are exaggerated	39	33	39	42	36	32
Economic growth is always harmful towards the environment	40	29	28	23	32	39

OPINION ON THE RELATIONSHIP BETWEEN THE ECONOMY AND ENVIRONMENTAL PROTECTION

Do you agree or disagree with each of the following views?

<i>Agree & Rather agree</i>	Ideology					Does not apply to me
	Left	Center-left	Center	Center-right	Right	
In order to protect the environment, Greece needs to have economic growth	45	56	70	75	71	62
Nowadays, we are more concerned about the environment and not concerned enough about the rise in prices and unemployment	35	42	44	42	47	65
Concerns about the damage that human progress is causing to the environment are exaggerated	18	25	37	41	50	56
Economic growth is always harmful towards the environment	44	36	27	28	31	31

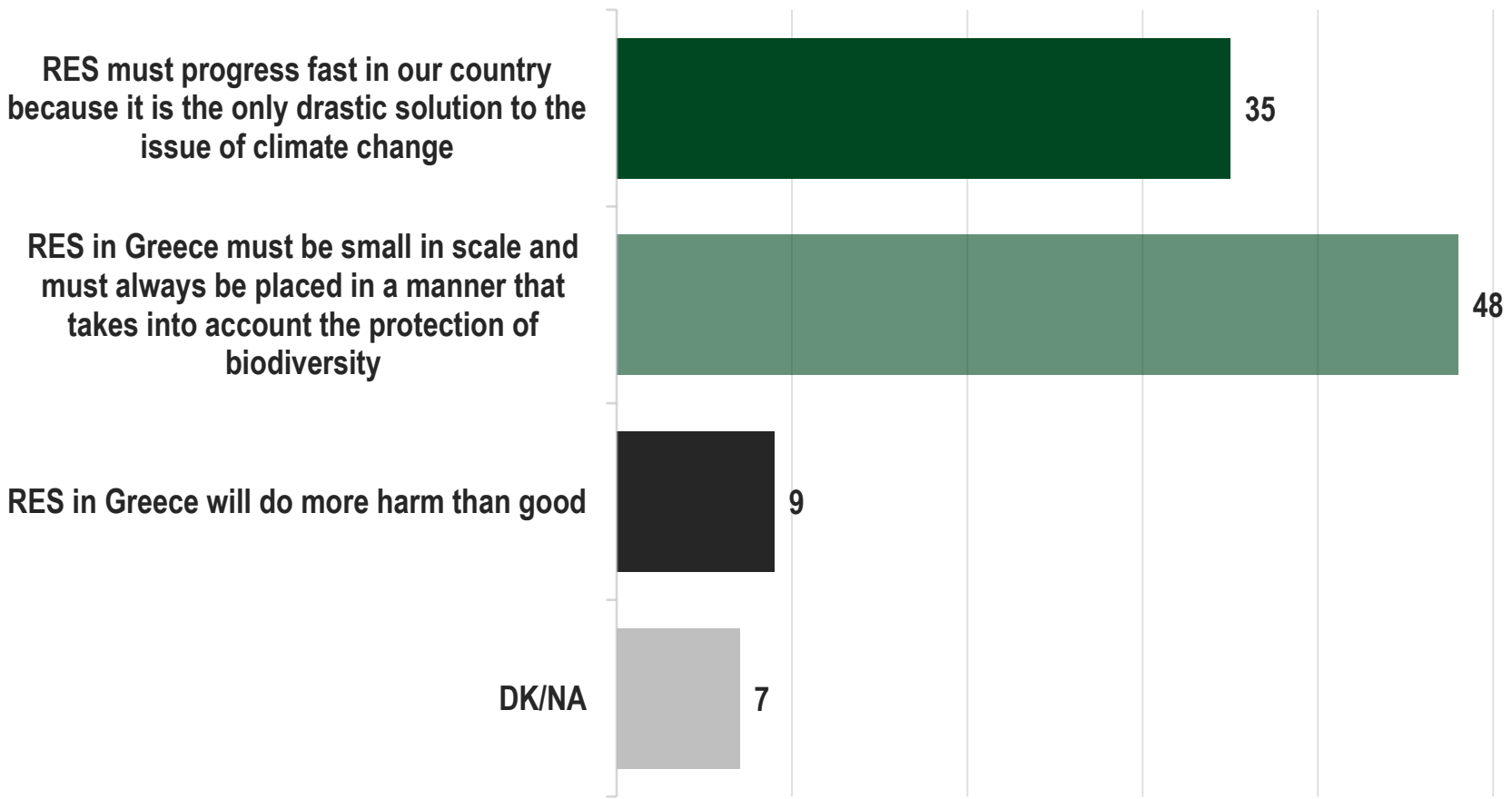
OPINION ON THE RELATIONSHIP BETWEEN THE ECONOMY AND ENVIRONMENTAL PROTECTION

Do you agree or disagree with each of the following views?

<i>Agree & Rather agree</i>	Party affiliation (2019 vote)							Abstention / Blank-invalid/NA
	New Democracy	SYRIZA	KINAL	KKE	Greek Solution	DiEM25	Other party	
In order to protect the environment, Greece needs to have economic growth	73	49	68	59	70	48	66	70
Nowadays, we are more concerned about the environment and not concerned enough about the rise in prices and unemployment	44	40	32	58	64	40	51	48
Concerns about the damage that human progress is causing to the environment are exaggerated	45	24	37	22	45	17	47	37
Economic growth is always harmful towards the environment	24	43	18	41	39	33	35	41

OPINION ON RENEWABLE ENERGY SOURCES

Regarding renewable energy sources (RES), with which of the following views would you agree more?



OPINION ON RENEWABLE ENERGY SOURCES

Regarding renewable energy sources (RES), with which of the following views would you agree more?

	Gender		Age group			
	Male	Female	17 - 34	35 - 54	55 - 69	70+
RES in Greece must progress rapidly because it is the only drastic solution to the issue of climate change	40	30	30	29	35	50
RES in Greece must be small in scale and must always be placed in a manner that takes into account the protection of biodiversity	45	51	52	50	50	39
RES in Greece will do more harm than good	11	8	9	12	8	6
DK/NA	4	10	9	8	7	5

OPINION ON RENEWABLE ENERGY SOURCES

Regarding renewable energy sources (RES), with which of the following views would you agree more?

	Region (NUTS1)					Urbanity		
	Attica	Northern Greece	Central Greece	Aegean islands	Crete	Urban	Semi-urban	Rural
RES in Greece must progress rapidly because it is the only drastic solution to the issue of climate change	43	35	27	34	29	36	39	28
RES in Greece must be small in scale and must always be placed in a manner that takes into account the protection of biodiversity	43	50	52	52	47	48	47	46
RES in Greece will do more harm than good	9	6	10	11	20	8	7	16
DK/NA	5	9	10	2	4	7	7	9

OPINION ON RENEWABLE ENERGY SOURCES

Regarding renewable energy sources (RES), with which of the following views would you agree more?

	Education			
	Primary	Secondary	Tertiary	Post graduate
RES in Greece must progress rapidly because it is the only drastic solution to the issue of climate change	33	34	37	37
RES in Greece must be small in scale and must always be placed in a manner that takes into account the protection of biodiversity	47	47	50	52
RES in Greece will do more harm than good	10	10	7	6
DK/NA	10	8	5	5

OPINION ON RENEWABLE ENERGY SOURCES

Regarding renewable energy sources (RES), with which of the following views would you agree more?

	Financial status			Social class		
	I do not make ends meet / I do with difficulty	I make ends meet but I do not save	I am financially comfortable	Upper / Upper middle	Middle	Lower middle / Lower
RES in Greece must progress rapidly because it is the only drastic solution to the issue of climate change	27	38	53	55	35	25
RES in Greece must be small in scale and must always be placed in a manner that takes into account the protection of biodiversity	53	47	38	35	49	52
RES in Greece will do more harm than good	14	6	6	5	9	12
DK/NA	6	9	3	4	7	10

OPINION ON RENEWABLE ENERGY SOURCES

Regarding renewable energy sources (RES), with which of the following views would you agree more?

	Ideology					
	Left	Center-left	Center	Center-right	Right	Does not apply to me
RES in Greece must progress rapidly because it is the only drastic solution to the issue of climate change	13	30	45	60	38	20
RES in Greece must be small in scale and must always be placed in a manner that takes into account the protection of biodiversity	75	56	46	30	37	44
RES in Greece will do more harm than good	8	7	6	5	11	20
DK/NA	4	6	3	5	13	16

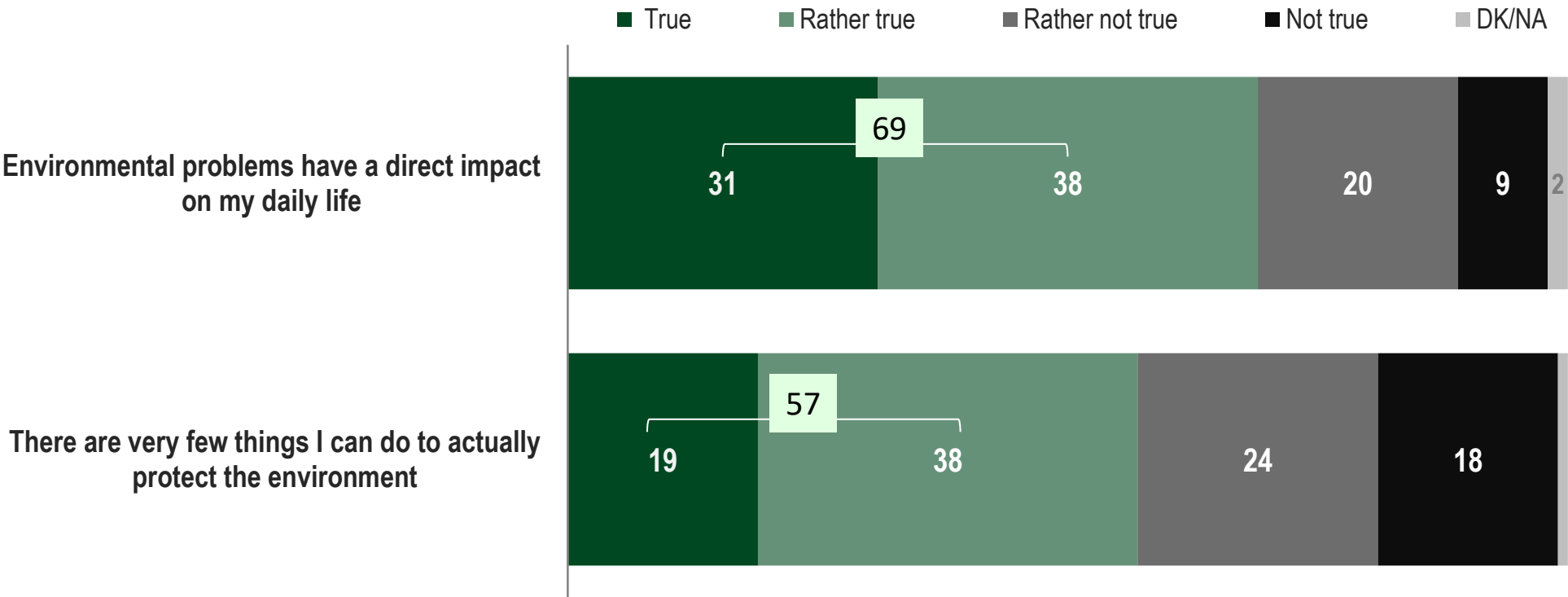
OPINION ON RENEWABLE ENERGY SOURCES

Regarding renewable energy sources (RES), with which of the following views would you agree more?

	Party affiliation (2019 vote)							
	New Democracy	SYRIZA	KINAL	KKE	Greek Solution	DiEM25	Other party	Abstention / Blank-invalid/NA
RES in Greece must progress rapidly because it is the only drastic solution to the issue of climate change	55	20	42	12	20	29	25	26
RES in Greece must be small in scale and must always be placed in a manner that takes into account the protection of biodiversity	33	68	45	60	42	55	45	48
RES in Greece will do more harm than good	6	8	5	18	16	10	14	15
DK/NA	5	4	7	9	22	5	16	11

THE ENVIRONMENT IN CITIZENS' DAILY LIFE

And to what extent are the following true or not true?



THE ENVIRONMENT IN CITIZENS' DAILY LIFE

And to what extent are the following true or not true?

True & Rather true	Gender		Age group			
	Male	Female	17 - 34	35 - 54	55 - 69	70+
Environmental problems have a direct impact on my daily life	67	71	75	71	68	59
There are very few things I can do to actually protect the environment	61	53	62	58	56	53

True & Rather true	Region (NUTS1)					Urbanity		
	Attica	Northern Greece	Central Greece	Aegean islands	Crete	Urban	Semi-urban	Rural
Environmental problems have a direct impact on my daily life	69	65	71	78	74	68	72	72
There are very few things I can do to actually protect the environment	59	54	60	52	55	57	53	59

THE ENVIRONMENT IN CITIZENS' DAILY LIFE

And to what extent are the following true or not true?

True & Rather true	Education			
	Primary	Secondary	Tertiary	Post graduate
Environmental problems have a direct impact on my daily life	66	68	72	72
There are very few things I can do to actually protect the environment	61	60	53	46

True & Rather true	Financial status			Social class		
	I do not make ends meet / I do with difficulty	I make ends meet but I do not save	I am financially comfortable	Upper / Upper middle	Middle	Lower middle / Lower
Environmental problems have a direct impact on my daily life	73	69	60	66	68	72
There are very few things I can do to actually protect the environment	60	57	50	47	58	60

THE ENVIRONMENT IN CITIZENS' DAILY LIFE

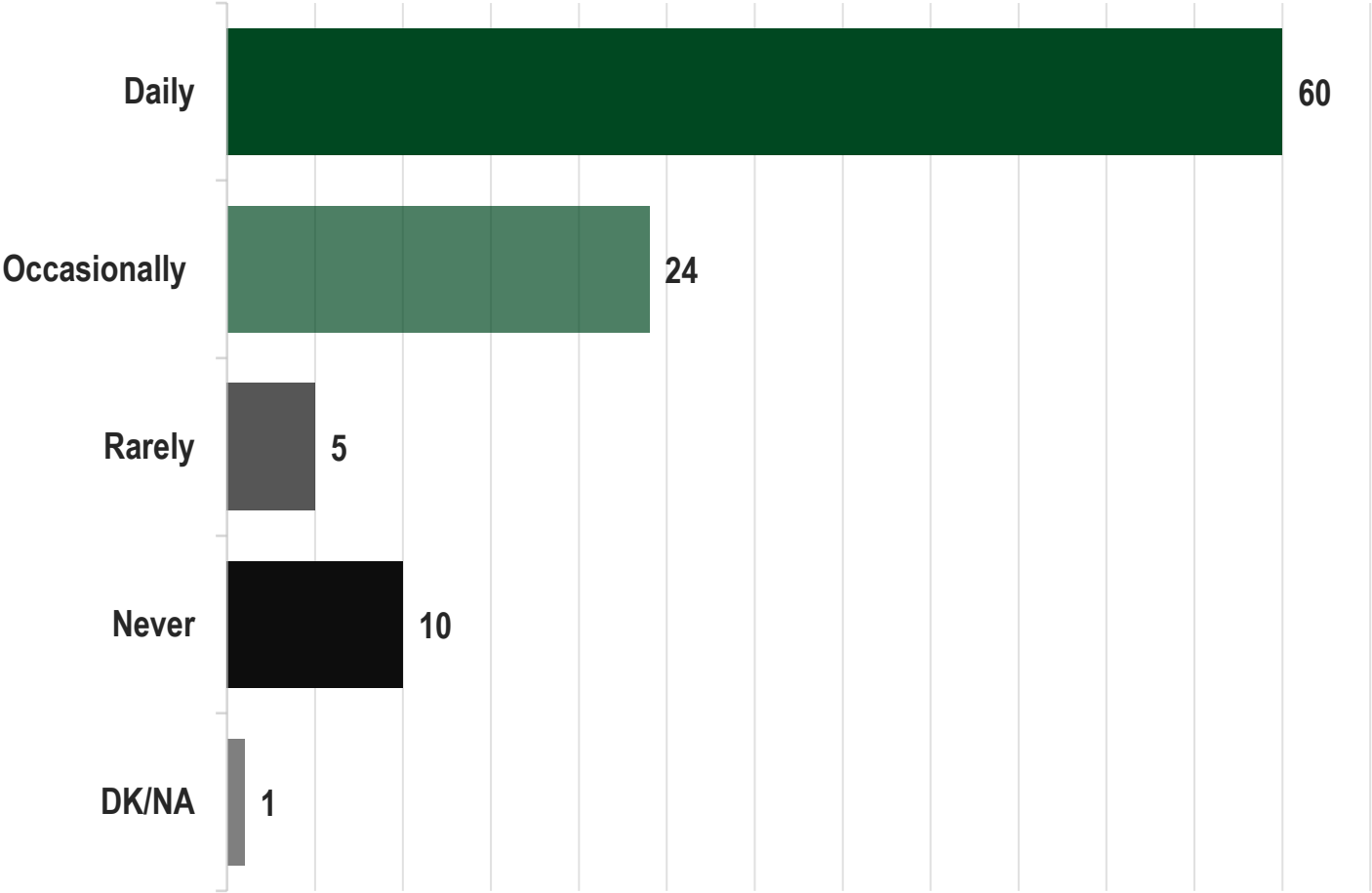
And to what extent are the following true or not true?

True & Rather true	Ideology					
	Left	Center-left	Center	Center-right	Right	Does not apply to me
Environmental problems have a direct impact on my daily life	74	75	70	68	61	62
There are very few things I can do to actually protect the environment	62	51	51	57	60	61

True & Rather true	Party affiliation (2019 vote)							
	New Democracy	SYRIZA	KINAL	KKE	Greek Solution	DiEM25	Other party	Abstention / Blank-invalid/NA
Environmental problems have a direct impact on my daily life	67	73	70	76	56	76	65	70
There are very few things I can do to actually protect the environment	56	58	48	59	64	72	56	53

FREQUENCY OF RECYCLING AT HOME

In your home, do you separate recyclable waste (glass, aluminum, plastic, paper) for recycling? If so, how often?



FREQUENCY OF RECYCLING AT HOME

In your home, do you separate recyclable waste (glass, aluminum, plastic, paper) for recycling? If so, how often?

	Gender		Age group			
	Male	Female	17 - 34	35 - 54	55 - 69	70+
Daily	56	64	55	58	63	65
Occasionally	26	23	29	26	20	19
Rarely	7	4	5	5	6	6
Never	11	9	11	11	10	9

	Region (NUTS1)					Urbanity		
	Attica	Northern Greece	Central Greece	Aegean islands	Crete	Urban	Semi-urban	Rural
Daily	61	59	58	64	60	62	53	58
Occasionally	25	25	24	19	20	24	28	20
Rarely	5	4	6	6	3	5	8	5
Never	9	10	12	10	15	9	10	15

FREQUENCY OF RECYCLING AT HOME

In your home, do you separate recyclable waste (glass, aluminum, plastic, paper) for recycling? If so, how often?

	Education			
	Primary	Secondary	Tertiary	Post graduate
Daily	57	57	65	67
Occasionally	26	27	20	17
Rarely	9	5	5	5
Never	9	11	9	8

	Financial status			Social class		
	I do not make ends meet / I do with difficulty	I make ends meet but I do not save	I am financially comfortable	Upper / Upper middle	Middle	Lower middle / Lower
Daily	58	60	63	65	61	57
Occasionally	25	24	20	22	23	26
Rarely	5	5	8	7	4	5
Never	11	10	9	6	10	11

FREQUENCY OF RECYCLING AT HOME

In your home, do you separate recyclable waste (glass, aluminum, plastic, paper) for recycling? If so, how often?

	Ideology					
	Left	Center-left	Center	Center-right	Right	Does not apply to me
Daily	69	68	60	58	51	54
Occasionally	21	22	23	24	28	25
Rarely	3	4	6	7	8	4
Never	7	6	10	11	12	15

	Party affiliation (2019 vote)							
	New Democracy	SYRIZA	KINAL	KKE	Greek Solution	DiEM25	Other party	Abstention / Blank-invalid/NA
Daily	58	67	62	64	36	70	50	56
Occasionally	25	22	19	22	26	15	29	30
Rarely	6	3	8	4	13	14	4	3
Never	11	7	9	8	25	1	16	11

NOVEMBER 2021

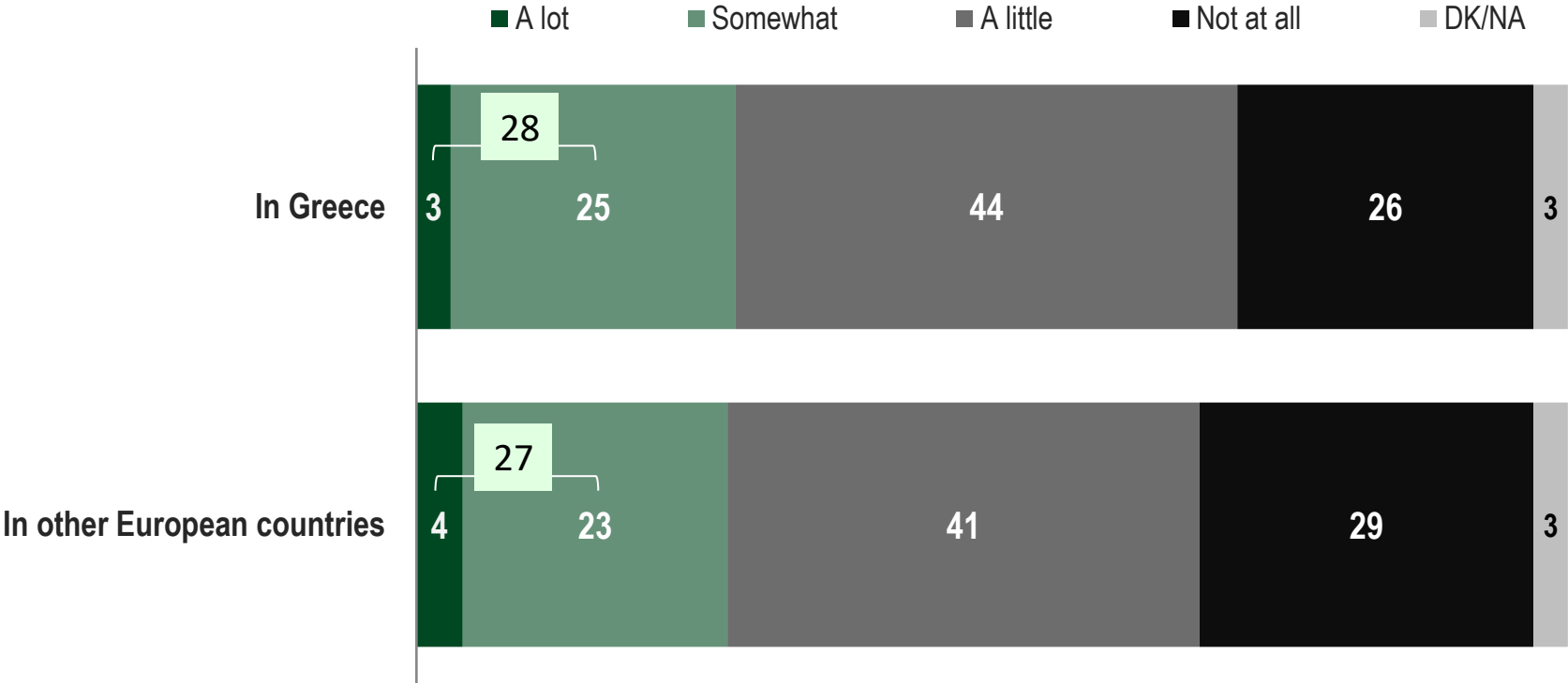
The Green political platform in Greece

THE GREEN POLICY PROPOSAL

Public awareness and concern

AWARENESS OF GREEN POLICY PROPOSALS

How familiar are you with the proposals of the greens..:



AWARENESS OF GREEN POLICY PROPOSALS

How familiar are you with the proposals of the greens..:

A lot & Somewhat	Gender		Age group			
	Male	Female	17 - 34	35 - 54	55 - 69	70+
In Greece	32	24	24	21	34	36
In other European countries	31	23	27	21	32	30

A lot & Somewhat	Region (NUTS1)					Urbanity		
	Attica	Northern Greece	Central Greece	Aegean islands	Crete	Urban	Semi-urban	Rural
In Greece	25	27	33	25	29	26	27	37
In other European countries	30	25	25	26	27	27	25	30

A lot & Somewhat	Education			
	Primary	Secondary	Tertiary	Post graduate
In Greece	12	32	25	27
In other European countries	20	28	26	32

AWARENESS OF GREEN POLICY PROPOSALS

How familiar are you with the proposals of the greens..:

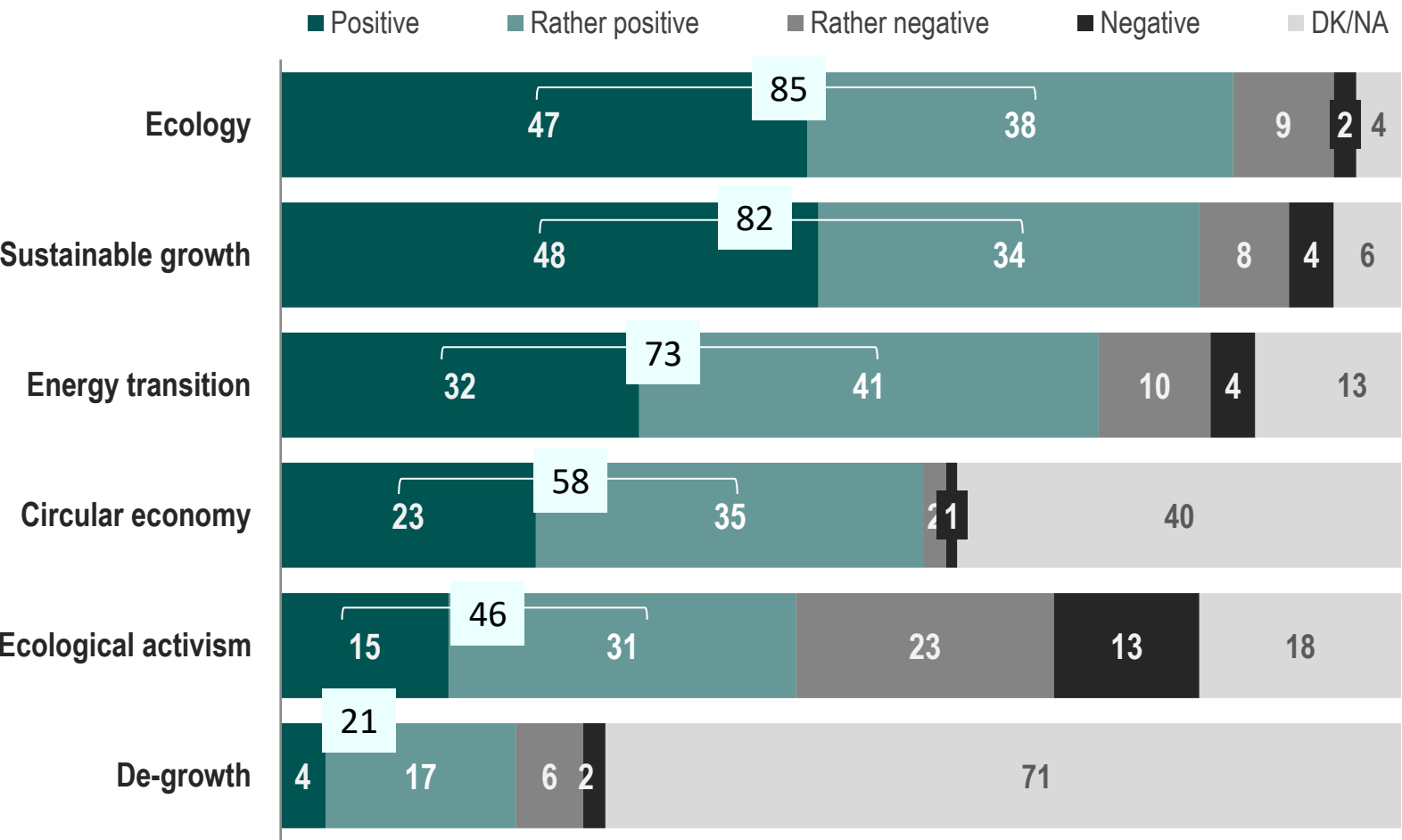
A lot & Somewhat	Financial status			Social class		
	I do not make ends meet / I do with difficulty	I make ends meet but I do not save	I am financially comfortable	Upper / Upper middle	Middle	Lower middle / Lower
In Greece	34	24	23	25	29	29
In other European countries	29	26	26	35	27	24

A lot & Somewhat	Ideology					
	Left	Center-left	Center	Center-right	Right	Does not apply to me
In Greece	38	33	22	21	29	28
In other European countries	31	29	29	22	21	29

A lot & Somewhat	Party affiliation (2019 vote)							
	New Democracy	SYRIZA	KINAL	KKE	Greek Solution	DiEM25	Other party	Abstention / Blank-invalid/NA
In Greece	24	37	19	39	20	22	24	23
In other European countries	24	29	30	30	19	48	25	26

FEELINGS TOWARDS ENVIRONMENTAL PROTECTION CONCEPTS

How do you feel towards each of the following concepts?



FEELINGS TOWARDS ENVIRONMENTAL PROTECTION CONCEPTS

How do you feel towards each of the following concepts?

Positive & Rather positive	Gender		Age group			
	Male	Female	17 - 34	35 - 54	55 - 69	70+
Ecology	84	86	88	86	85	82
Sustainable growth	83	81	82	80	84	85
Energy transition	75	71	75	70	73	77
Circular economy	61	55	60	58	59	54
Ecological activism	39	53	52	48	45	39
De-growth	23	20	23	22	22	18

FEELINGS TOWARDS ENVIRONMENTAL PROTECTION CONCEPTS

How do you feel towards each of the following concepts?

Positive & Rather positive	Region (NUTS1)					Urbanity		
	Attica	Northern Greece	Central Greece	Aegean islands	Crete	Urban	Semi-urban	Rural
Ecology	88	85	83	77	88	85	87	81
Sustainable growth	83	85	78	81	88	83	79	82
Energy transition	75	73	73	68	68	73	75	73
Circular economy	60	56	56	52	66	58	67	53
Ecological activism	48	50	41	38	54	46	43	46
De-growth	23	18	22	28	12	22	23	17

FEELINGS TOWARDS ENVIRONMENTAL PROTECTION CONCEPTS

How do you feel towards each of the following concepts?

Positive & Rather positive	Education			
	Primary	Secondary	Tertiary	Post graduate
Ecology	82	84	87	91
Sustainable growth	75	79	88	90
Energy transition	65	70	79	81
Circular economy	43	53	68	71
Ecological activism	48	42	49	57
De-growth	12	16	30	40

FEELINGS TOWARDS ENVIRONMENTAL PROTECTION CONCEPTS

How do you feel towards each of the following concepts?

<i>Positive & Rather positive</i>	Financial status			Social class		
	I do not make ends meet / I do with difficulty	I make ends meet but I do not save	I am financially comfortable	Upper / Upper middle	Middle	Lower middle / Lower
Ecology	84	87	84	87	84	86
Sustainable growth	77	85	88	89	82	79
Energy transition	66	77	83	85	73	69
Circular economy	59	56	63	64	57	56
Ecological activism	49	46	35	41	43	55
De-growth	24	19	20	20	20	22

FEELINGS TOWARDS ENVIRONMENTAL PROTECTION CONCEPTS

How do you feel towards each of the following concepts?

Positive & Rather positive	Ideology					
	Left	Center-left	Center	Center-right	Right	Does not apply to me
Ecology	92	95	84	82	76	76
Sustainable growth	81	90	84	85	77	66
Energy transition	69	81	76	78	73	52
Circular economy	57	67	64	55	51	50
Ecological activism	72	66	44	35	23	26
De-growth	29	26	18	16	22	15

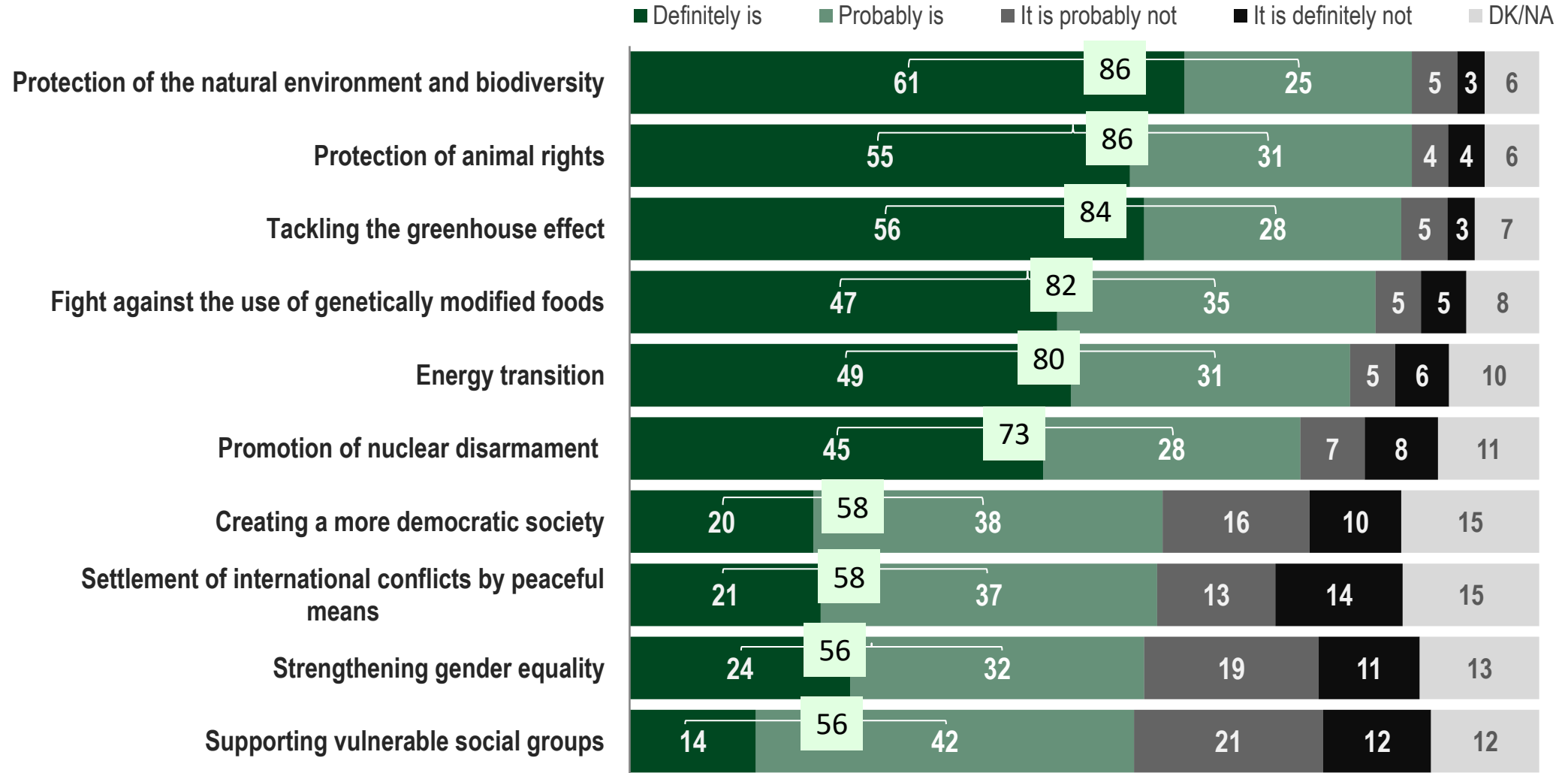
FEELINGS TOWARDS ENVIRONMENTAL PROTECTION CONCEPTS

How do you feel towards each of the following concepts?

<i>Positive & Rather positive</i>	Party affiliation (2019 vote)							Abstention / Blank-invalid/NA
	New Democracy	SYRIZA	KINAL	KKE	Greek Solution	DiEM25	Other party	
Ecology	82	91	86	88	77	98	75	83
Sustainable growth	86	84	93	71	50	85	65	74
Energy transition	78	75	82	62	39	75	56	63
Circular economy	57	62	72	54	41	56	59	49
Ecological activism	31	68	46	44	25	66	38	40
De-growth	17	24	28	20	24	23	21	17

AWARENESS OF SPECIFIC GREEN POLICY PROPOSALS (1/2)

For each of the following proposals, do you think that they are part of the broader green policy proposal, or not?



AWARENESS OF SPECIFIC GREEN POLICY PROPOSALS (1/2)

For each of the following proposals, do you think that they are part of the broader green policy proposal, or not?

Definitely is & Probably is	Gender		Age group			
	Male	Female	17 - 34	35 - 54	55 - 69	70+
Protection of the natural environment and biodiversity	84	88	89	88	89	75
Protection of animal rights	83	89	90	90	89	71
Tackling the greenhouse effect	83	85	91	85	84	75
Fight against the use of genetically modified foods	80	84	80	87	88	72
Energy transition	77	82	85	82	79	73
Promoting nuclear disarmament	73	74	72	74	76	67
Creating a more democratic society	57	59	65	58	60	46
Settlement of international conflicts by peaceful means	59	57	66	56	59	49
Strengthening gender equality	59	53	58	55	61	59
Supporting vulnerable social groups	57	55	64	58	55	43

AWARENESS OF SPECIFIC GREEN POLICY PROPOSALS (1/2)

For each of the following proposals, do you think that they are part of the broader green policy proposal, or not?

Definitely is & Probably is	Region (NUTS1)					Urbanity		
	Attica	Northern Greece	Central Greece	Aegean islands	Crete	Urban	Semi-urban	Rural
Protection of the natural environment and biodiversity	88	84	85	85	94	87	82	87
Protection of animal rights	88	83	86	83	94	87	83	82
Tackling the greenhouse effect	86	82	84	81	92	84	79	86
Fight against the use of genetically modified foods	81	81	83	84	93	82	81	82
Energy transition	79	76	82	82	92	80	81	80
Promoting nuclear disarmament	72	70	75	72	89	73	67	78
Creating a more democratic society	56	59	57	65	66	57	55	63
Settlement of international conflicts by peaceful means	60	59	52	57	67	58	60	54
Strengthening gender equality	58	55	56	48	61	56	54	56
Supporting vulnerable social groups	56	54	56	62	64	56	57	55

AWARENESS OF SPECIFIC GREEN POLICY PROPOSALS (1/2)

For each of the following proposals, do you think that they are part of the broader green policy proposal, or not?

<i>Definitely is & Probably is</i>	Education			
	Primary	Secondary	Tertiary	Post graduate
Protection of the natural environment and biodiversity	82	83	90	92
Protection of animal rights	82	86	86	89
Tackling the greenhouse effect	77	83	85	93
Fight against the use of genetically modified foods	75	83	81	90
Energy transition	76	77	83	91
Promoting nuclear disarmament	74	68	80	87
Creating a more democratic society	53	54	64	73
Settlement of international conflicts by peaceful means	55	55	62	63
Strengthening gender equality	62	51	62	64
Supporting vulnerable social groups	53	57	54	62

AWARENESS OF SPECIFIC GREEN POLICY PROPOSALS (1/2)

For each of the following proposals, do you think that they are part of the broader green policy proposal, or not?

Definitely is & Probably is	Financial status			Social class		
	I do not make ends meet / I do with difficulty	I make ends meet but I do not save	I am financially comfortable	Upper / Upper middle	Middle	Lower middle / Lower
Protection of the natural environment and biodiversity	84	89	83	87	85	88
Protection of animal rights	84	88	83	82	85	89
Tackling the greenhouse effect	82	87	82	86	81	89
Fight against the use of genetically modified foods	78	86	79	77	81	85
Energy transition	76	84	80	80	81	78
Promoting nuclear disarmament	73	74	73	74	71	77
Creating a more democratic society	58	60	50	44	58	63
Settlement of international conflicts by peaceful means	58	59	51	45	58	62
Strengthening gender equality	56	55	58	55	55	57
Supporting vulnerable social groups	57	56	53	52	54	59

AWARENESS OF SPECIFIC GREEN POLICY PROPOSALS (1/2)

For each of the following proposals, do you think that they are part of the broader green policy proposal, or not?

<i>Definitely is & Probably is</i>	Ideology					
	Left	Center-left	Center	Center-right	Right	Does not apply to me
Protection of the natural environment and biodiversity	94	94	82	78	85	84
Protection of animal rights	94	92	87	77	84	81
Tackling the greenhouse effect	93	93	82	75	81	74
Fight against the use of genetically modified foods	89	89	82	74	79	78
Energy transition	87	87	81	71	76	72
Promoting nuclear disarmament	77	83	72	65	71	71
Creating a more democratic society	79	70	53	45	49	44
Settlement of international conflicts by peaceful means	72	70	59	41	51	51
Strengthening gender equality	74	68	51	42	46	50
Supporting vulnerable social groups	71	60	58	40	51	49

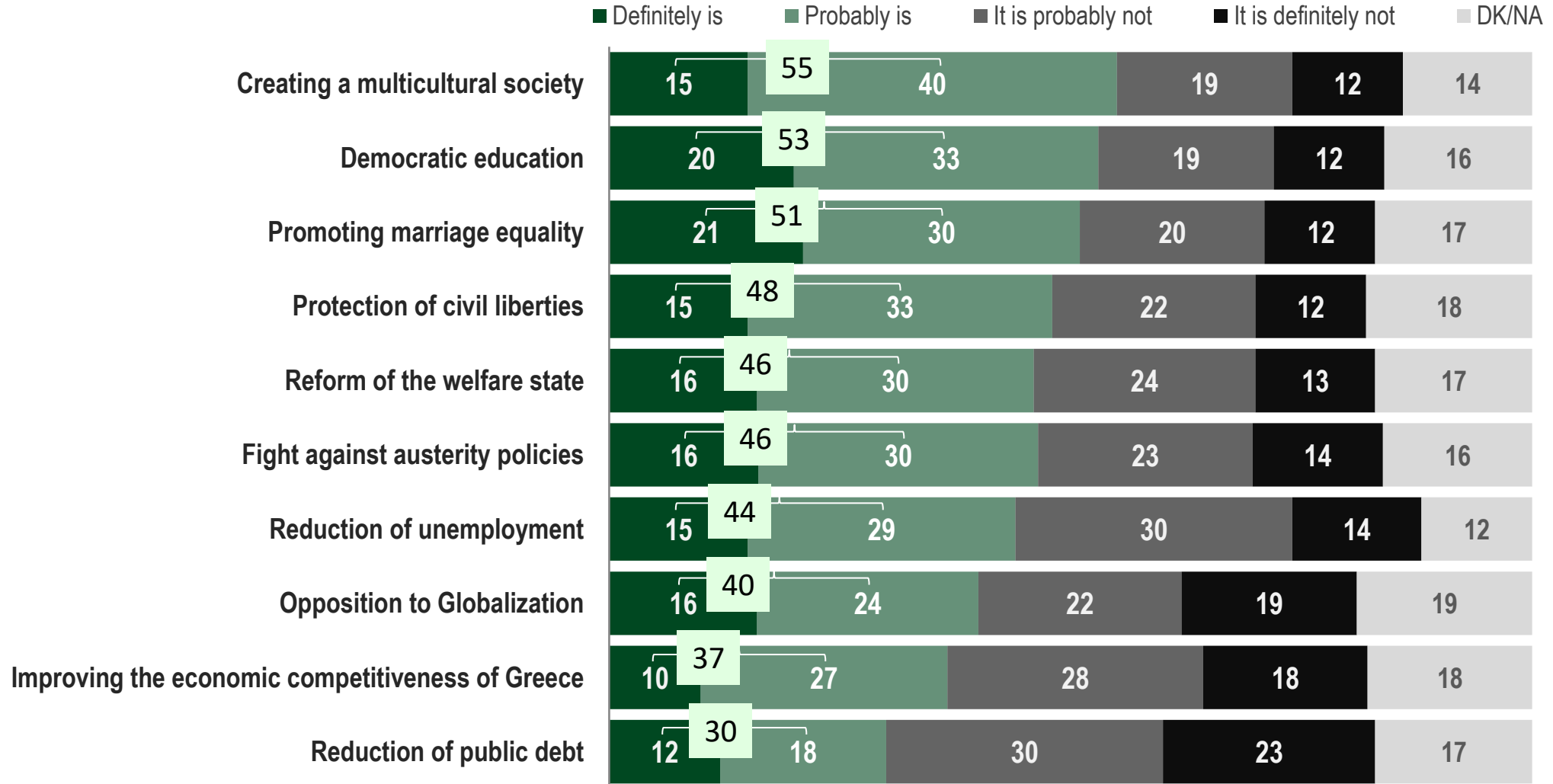
AWARENESS OF SPECIFIC GREEN POLICY PROPOSALS (1/2)

For each of the following proposals, do you think that they are part of the broader green policy proposal, or not?

<i>Definitely is & Probably is</i>	Party affiliation (2019 vote)						
	New Democracy	SYRIZA	KINAL	KKE	Greek Solution	DiEM25	Other party Abstention / Blank-invalid/NA
Protection of the natural environment and biodiversity	81	93	85	91	78	100	89 77
Protection of animal rights	80	94	80	91	78	97	91 78
Tackling the greenhouse effect	76	91	89	95	93	97	77 81
Fight against the use of genetically modified foods	77	90	83	88	78	90	74 77
Energy transition	74	87	78	90	71	97	79 75
Promoting nuclear disarmament	68	79	73	86	81	90	75 62
Creating a more democratic society	44	69	66	68	67	90	58 49
Settlement of international conflicts by peaceful means	45	72	65	61	52	90	58 42
Strengthening gender equality	44	71	52	73	52	66	51 46
Supporting vulnerable social groups	46	66	60	53	67	66	56 49

AWARENESS OF SPECIFIC GREEN POLICY PROPOSALS (2/2)

For each of the following proposals, do you think that they are part of the broader green policy proposal, or not?



AWARENESS OF SPECIFIC GREEN POLICY PROPOSALS (2/2)

For each of the following proposals, do you think that they are part of the broader green policy proposal, or not?

<i>Definitely is & Probably is</i>	Gender		Age group			
	Male	Female	17 - 34	35 - 54	55 - 69	70+
Creating a multicultural society	55	55	56	55	60	47
Democratic education	52	54	62	50	52	47
Promoting marriage equality	54	48	52	49	57	48
Protection of civil liberties	48	49	49	48	50	44
Reform of the welfare state	44	48	55	45	45	38
Fight against austerity policies	45	47	43	46	51	43
Reduction of unemployment	44	44	50	41	47	37
Opposition to Globalization	35	45	34	42	43	40
Improving the economic competitiveness of Greece	36	37	37	35	37	39
Reduction of public debt	30	31	29	30	32	31

AWARENESS OF SPECIFIC GREEN POLICY PROPOSALS (2/2)

For each of the following proposals, do you think that they are part of the broader green policy proposal, or not?

<i>Definitely is & Probably is</i>	Region (NUTS1)					Urbanity		
	Attica	Northern Greece	Central Greece	Aegean islands	Crete	Urban	Semi-urban	Rural
Creating a multicultural society	55	53	56	57	60	57	53	51
Democratic education	56	55	47	54	53	52	51	56
Promoting marriage equality	50	51	55	46	51	51	44	58
Protection of civil liberties	53	48	43	42	47	48	47	52
Reform of the welfare state	46	46	43	49	49	46	48	44
Fight against austerity policies	45	46	45	52	48	47	42	45
Reduction of unemployment	47	46	34	50	45	45	42	39
Opposition to Globalization	34	41	44	42	48	40	30	48
Improving the economic competitiveness of Greece	35	38	38	40	37	36	41	38
Reduction of public debt	28	32	31	32	30	29	29	36

AWARENESS OF SPECIFIC GREEN POLICY PROPOSALS (2/2)

For each of the following proposals, do you think that they are part of the broader green policy proposal, or not?

<i>Definitely is & Probably is</i>	Education			
	Primary	Secondary	Tertiary	Post graduate
Creating a multicultural society	55	52	59	64
Democratic education	47	52	55	59
Promoting marriage equality	56	48	53	50
Protection of civil liberties	46	50	46	53
Reform of the welfare state	40	45	47	50
Fight against austerity policies	44	48	44	49
Reduction of unemployment	39	46	43	50
Opposition to Globalization	29	42	40	35
Improving the economic competitiveness of Greece	28	42	32	36
Reduction of public debt	23	33	28	32

AWARENESS OF SPECIFIC GREEN POLICY PROPOSALS (2/2)

For each of the following proposals, do you think that they are part of the broader green policy proposal, or not?

Definitely is & Probably is	Financial status			Social class		
	I do not make ends meet / I do with difficulty	I make ends meet but I do not save	I am financially comfortable	Upper / Upper middle	Middle	Lower middle / Lower
Creating a multicultural society	55	55	56	53	54	56
Democratic education	55	56	39	41	51	60
Promoting marriage equality	52	51	45	48	52	51
Protection of civil liberties	51	48	41	42	48	51
Reform of the welfare state	48	47	40	32	46	52
Fight against austerity policies	49	47	35	41	44	51
Reduction of unemployment	51	42	31	34	42	51
Opposition to Globalization	40	41	37	45	38	41
Improving the economic competitiveness of Greece	43	37	20	27	36	43
Reduction of public debt	35	30	19	19	32	31

AWARENESS OF SPECIFIC GREEN POLICY PROPOSALS (2/2)

For each of the following proposals, do you think that they are part of the broader green policy proposal, or not?

<i>Definitely is & Probably is</i>	Ideology					
	Left	Center-left	Center	Center-right	Right	Does not apply to me
Creating a multicultural society	74	64	53	44	46	47
Democratic education	80	66	44	35	47	42
Promoting marriage equality	67	57	49	37	52	37
Protection of civil liberties	66	59	47	31	38	43
Reform of the welfare state	63	60	44	32	39	35
Fight against austerity policies	59	55	49	33	44	28
Reduction of unemployment	65	53	42	24	36	39
Opposition to Globalization	46	38	39	47	41	19
Improving the economic competitiveness of Greece	51	46	38	23	26	35
Reduction of public debt	46	38	33	17	20	22

AWARENESS OF SPECIFIC GREEN POLICY PROPOSALS (2/2)

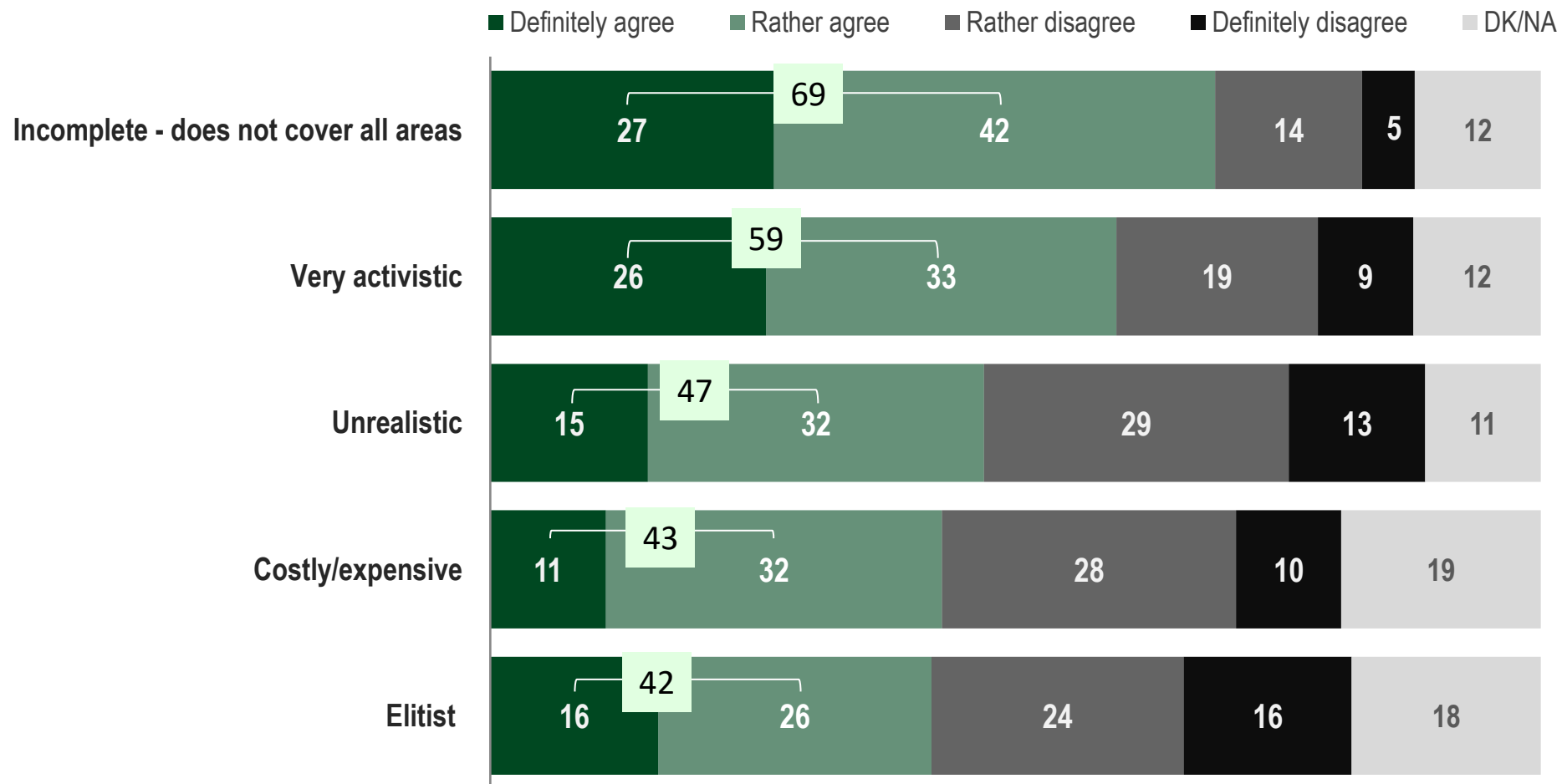
For each of the following proposals, do you think that they are part of the broader green policy proposal, or not?

<i>Definitely is & Probably is</i>	Party affiliation (2019 vote)							Abstention / Blank-invalid/NA
	New Democracy	SYRIZA	KINAL	KKE	Greek Solution	DiEM25	Other party	
Creating a multicultural society	45	67	54	61	48	79	49	52
Democratic education	39	71	58	63	33	76	46	41
Promoting marriage equality	43	60	55	52	63	69	42	41
Protection of civil liberties	34	60	52	59	59	76	49	36
Reform of the welfare state	31	61	59	48	57	76	39	35
Fight against austerity policies	35	59	54	48	44	62	43	39
Reduction of unemployment	29	59	45	55	48	62	49	33
Opposition to Globalization	43	43	35	45	41	25	35	30
Improving the economic competitiveness of Greece	24	50	43	36	37	59	42	24
Reduction of public debt	19	44	28	36	12	31	39	27

POINTS OF CRITISISM TOWARDS THE GREEN POLITICAL PROPOSAL

From time to time, various criticisms of the green parties and the green political proposal have been heard.

Do you agree or disagree that the green policy proposal is...:



POINTS OF CRITISISM TOWARDS THE GREEN POLITICAL PROPOSAL

From time to time, various criticisms of the green parties and the green political proposal have been heard.

Do you agree or disagree that the green policy proposal is....:

Definitely Agree & Rather agree	Gender		Age group			
	Male	Female	17 - 34	35 - 54	55 - 69	70+
Incomplete – does not cover all areas	69	69	67	65	68	80
Very activistic	61	57	48	57	59	76
Unrealistic	49	44	33	50	48	57
Costly/expensive	48	38	38	44	41	51
Elitist	48	36	34	40	41	55

POINTS OF CRITISISM TOWARDS THE GREEN POLITICAL PROPOSAL

From time to time, various criticisms of the green parties and the green political proposal have been heard.
Do you agree or disagree that the green policy proposal is....:

Definitely Agree & Rather agree	Region (NUTS1)					Urbanity		
	Attica	Northern Greece	Central Greece	Aegean islands	Crete	Urban	Semi-urban	Rural
Incomplete – does not cover all areas	68	69	74	54	72	69	64	74
Very activistic	59	58	66	46	57	58	64	61
Unrealistic	44	46	54	45	46	48	40	45
Costly/expensive	40	40	48	44	62	43	45	40
Elitist	41	41	45	47	37	41	42	48

POINTS OF CRITISISM TOWARDS THE GREEN POLITICAL PROPOSAL

From time to time, various criticisms of the green parties and the green political proposal have been heard.

Do you agree or disagree that the green policy proposal is....:

<i>Definitely Agree & Rather agree</i>	Education			
	Primary	Secondary	Tertiary	Post graduate
Incomplete – does not cover all areas	66	72	66	63
Very activistic	54	63	54	55
Unrealistic	45	56	35	34
Costly/expensive	45	44	43	38
Elitist	39	42	43	42

POINTS OF CRITISISM TOWARDS THE GREEN POLITICAL PROPOSAL

From time to time, various criticisms of the green parties and the green political proposal have been heard.

Do you agree or disagree that the green policy proposal is....:

<i>Definitely Agree & Rather agree</i>	Financial status			Social class		
	I do not make ends meet / I do with difficulty	I make ends meet but I do not save	I am financially comfortable	Upper / Upper middle	Middle	Lower middle / Lower
Incomplete – does not cover all areas	67	69	74	76	71	63
Very activistic	56	59	67	66	61	53
Unrealistic	44	46	60	57	50	38
Costly/expensive	43	42	45	40	45	40
Elitist	43	40	47	40	44	39

POINTS OF CRITISISM TOWARDS THE GREEN POLITICAL PROPOSAL

From time to time, various criticisms of the green parties and the green political proposal have been heard.

Do you agree or disagree that the green policy proposal is....:

<i>Definitely Agree & Rather agree</i>	Ideology					Does not apply to me
	Left	Center-left	Center	Center-right	Right	
Incomplete – does not cover all areas	59	61	77	72	72	72
Very activistic	37	50	63	78	66	63
Unrealistic	19	32	56	59	63	57
Costly/expensive	30	37	53	46	47	48
Elitist	30	34	45	51	44	49

POINTS OF CRITISISM TOWARDS THE GREEN POLITICAL PROPOSAL

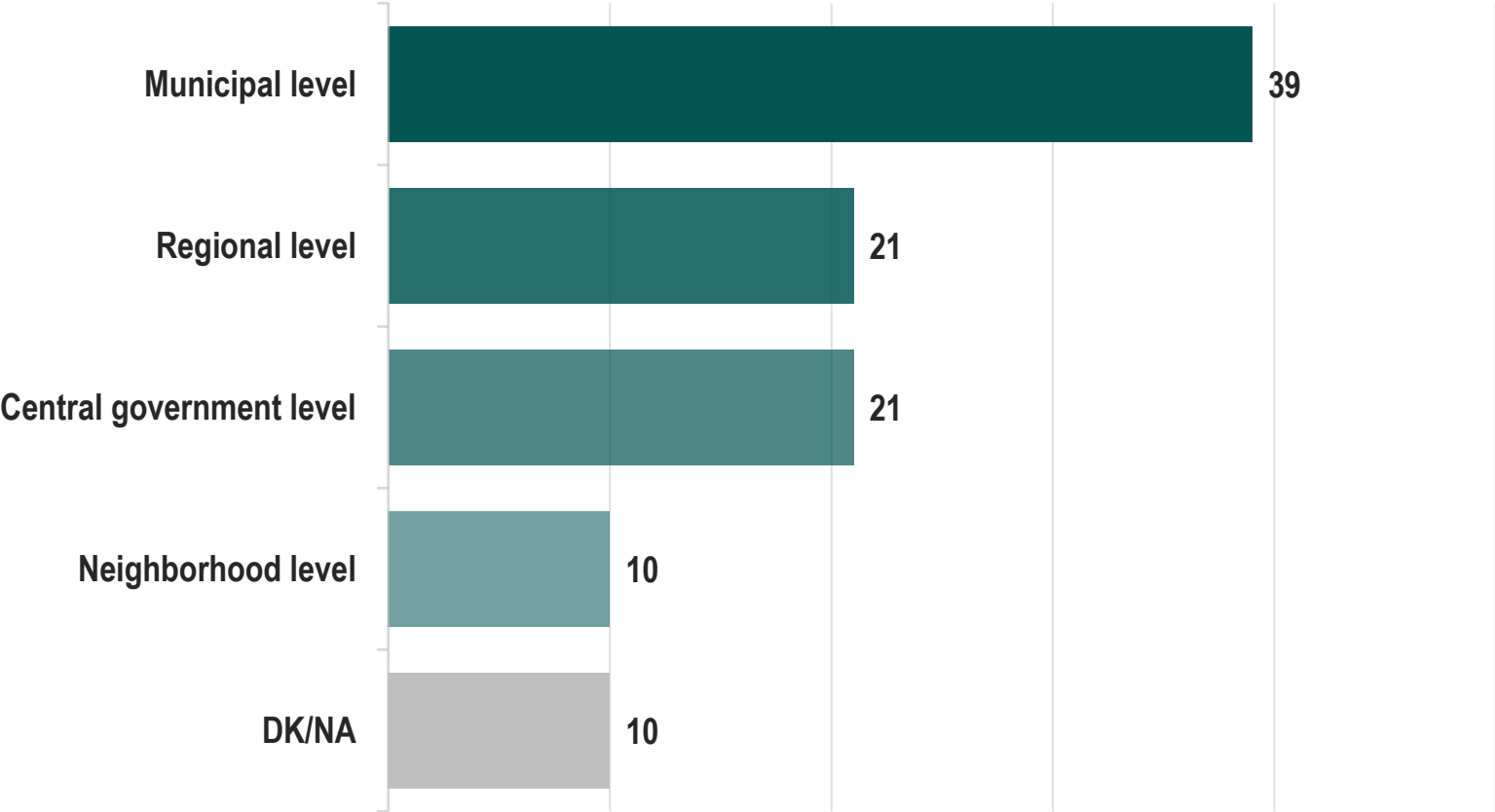
From time to time, various criticisms of the green parties and the green political proposal have been heard.

Do you agree or disagree that the green policy proposal is....:

<i>Definitely Agree & Rather agree</i>	Party affiliation (2019 vote)							
	New Democracy	SYRIZA	KINAL	KKE	Greek Solution	DiEM25	Other party	Abstention / Blank-invalid/NA
Incomplete – does not cover all areas	74	61	79	64	56	66	72	74
Very activistic	76	44	64	46	70	48	50	52
Unrealistic	62	26	56	41	59	34	54	44
Costly/expensive	48	32	44	48	44	34	57	48
Elitist	49	29	47	59	57	24	44	43

LEVEL OF GOVERNANCE AT WHICH THE GREEN POLICY PROPOSAL IS MORE EFFECTIVE

In your opinion, at what level of governance could the green policy proposal be implemented more effectively?



LEVEL OF GOVERNANCE AT WHICH THE GREEN POLICY PROPOSAL IS MORE EFFECTIVE

In your opinion, at what level of governance could the green policy proposal be implemented more effectively?

	Gender		Age group			
	Male	Female	17 - 34	35 - 54	55 - 69	70+
Municipal level	36	41	39	37	43	36
Regional level	18	24	18	21	23	21
Central government level	24	18	29	18	20	18
Neighborhood level	9	11	7	13	7	12
DK/NA	13	6	8	11	8	13

	Region (NUTS1)					Urbanity		
	Attica	Northern Greece	Central Greece	Aegean islands	Crete	Urban	Semi-urban	Rural
Municipal level	35	40	42	56	21	41	53	23
Regional level	19	22	23	11	24	20	19	26
Central government level	21	19	17	20	34	21	17	22
Neighborhood level	14	9	8	5	9	10	6	11
DK/NA	11	10	9	8	12	9	6	18

LEVEL OF GOVERNANCE AT WHICH THE GREEN POLICY PROPOSAL IS MORE EFFECTIVE

In your opinion, at what level of governance could the green policy proposal be implemented more effectively?

	Education			
	Primary	Secondary	Tertiary	Post graduate
Municipal level	42	40	40	29
Regional level	10	21	22	30
Central government level	26	18	23	22
Neighborhood level	12	11	7	10
DK/NA	10	10	9	10

	Financial status			Social class		
	I do not make ends meet / I do with difficulty	I make ends meet but I do not save	I am financially comfortable	Upper / Upper middle	Middle	Lower middle / Lower
Municipal level	39	41	33	32	42	37
Regional level	17	22	27	21	22	19
Central government level	24	19	17	32	16	25
Neighborhood level	10	9	11	9	10	9
DK/NA	10	9	12	7	10	10

LEVEL OF GOVERNANCE AT WHICH THE GREEN POLICY PROPOSAL IS MORE EFFECTIVE

In your opinion, at what level of governance could the green policy proposal be implemented more effectively?

	Ideology					
	Left	Center-left	Center	Center-right	Right	Does not apply to me
Municipal level	39	39	50	40	32	31
Regional level	21	20	18	27	18	20
Central government level	26	27	14	13	26	16
Neighborhood level	10	7	13	9	9	14
DK/NA	4	7	5	11	16	19

	Party affiliation (2019 vote)							Abstention / Blank-invalid/NA
	New Democracy	SYRIZA	KINAL	KKE	Greek Solution	DiEM25	Other party	
Municipal level	41	37	43	41	37	45	32	41
Regional level	19	24	25	11	30	17	21	18
Central government level	17	27	15	27	15	31	13	18
Neighborhood level	11	8	12	9	7	7	18	6
DK/NA	12	4	5	13	11	0	16	17

NOVEMBER 2021

The Green political platform in Greece

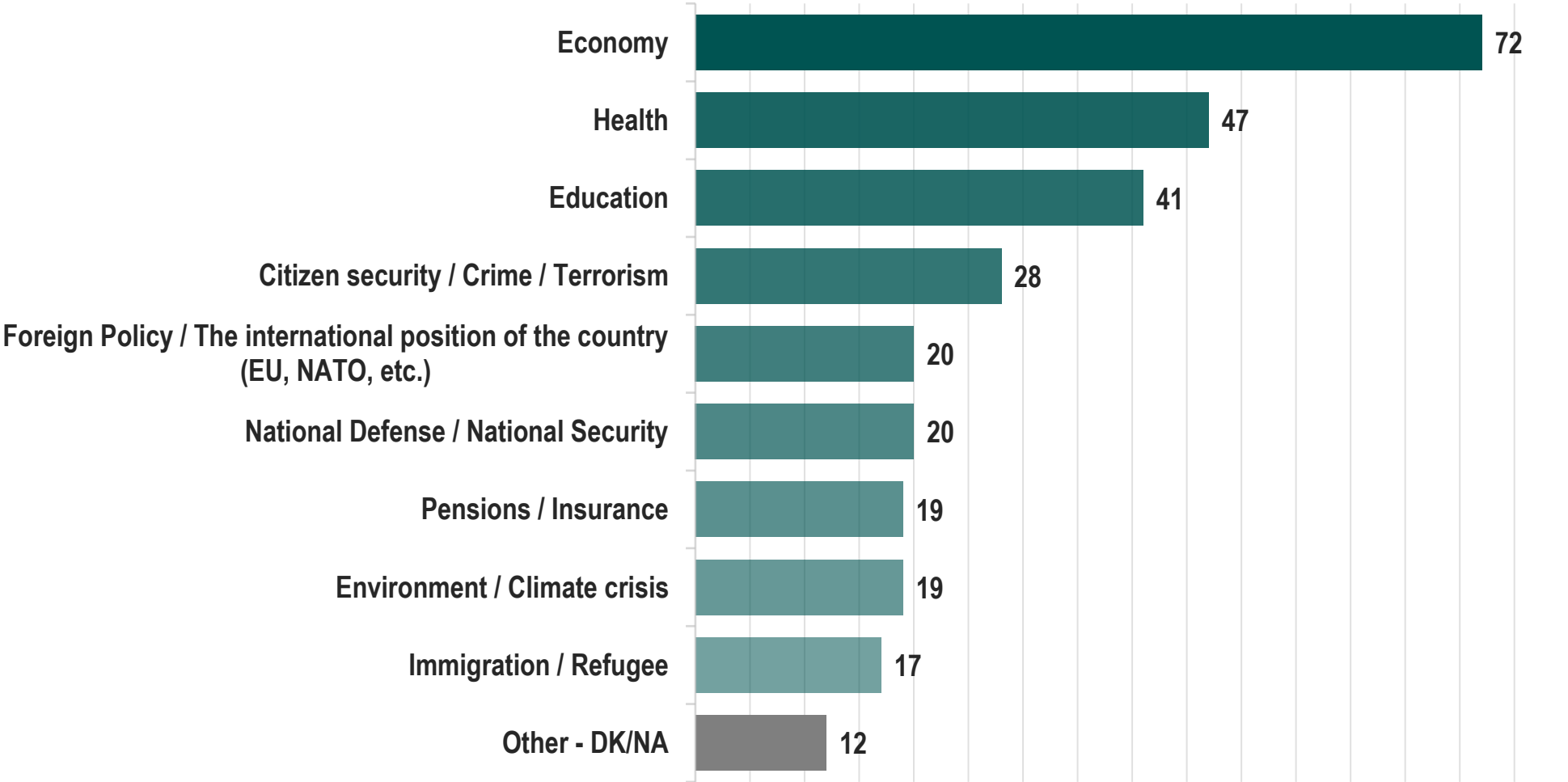
POLITICAL & ELECTORAL BEHAVIOR

What affects the vote

ISSUES THAT INFLUENCE THE VOTE

When you vote in an election, which issues affect your vote the most?

UP TO 4 RESPONSES



ISSUES THAT INFLUENCE THE VOTE

When you vote in an election, which issues affect your vote the most?

UP TO 4 RESPONSES

	Gender		Age group			
	Male	Female	17 - 34	35 - 54	55 - 69	70+
Economy	75	69	75	76	71	64
Health	41	52	44	49	52	44
Education	36	45	49	43	39	31
Citizen security	29	27	25	31	31	25
Foreign Policy	24	17	24	19	19	17
National Defense	22	18	16	20	20	22
Pensions / Insurance	19	19	13	15	21	30
Environment / Climate crisis	18	20	22	16	25	15
Immigration / Refugee	16	17	23	20	11	10
Other - DK/NA	13	12	13	13	11	11

ISSUES THAT INFLUENCE THE VOTE

When you vote in an election, which issues affect your vote the most?

UP TO 4 RESPONSES

	Region (NUTS1)					Urbanity		
	Attica	Northern Greece	Central Greece	Aegean islands	Crete	Urban	Semi-urban	Rural
Economy	74	73	71	71	68	73	79	64
Health	48	43	45	55	54	49	43	41
Education	43	38	39	39	47	43	37	35
Citizen security	28	26	32	19	31	29	37	20
Foreign Policy	22	18	21	15	17	21	25	13
National Defense	21	19	21	21	20	20	26	17
Pensions / Insurance	21	17	18	17	16	19	19	18
Environment / Climate crisis	21	21	12	20	21	21	16	13
Immigration / Refugee	13	20	18	17	11	16	18	18
Other - DK/NA	12	13	11	9	13	11	12	14

ISSUES THAT INFLUENCE THE VOTE

When you vote in an election, which issues affect your vote the most?

UP TO 4 RESPONSES

	Education			
	Primary	Secondary	Tertiary	Post graduate
Economy	60	72	74	77
Health	40	46	52	50
Education	34	39	47	47
Citizen security	16	31	28	17
Foreign Policy	8	21	23	21
National Defense	9	25	18	12
Pensions / Insurance	10	19	23	14
Environment / Climate crisis	11	16	26	26
Immigration / Refugee	9	19	17	15
Other - DK/NA	15	13	9	9

ISSUES THAT INFLUENCE THE VOTE

When you vote in an election, which issues affect your vote the most?

UP TO 4 RESPONSES

	Financial status			Social class		
	I do not make ends meet / I do with difficulty	I make ends meet but I do not save	I am financially comfortable	Upper / Upper middle	Middle	Lower middle / Lower
Economy	74	71	72	75	72	70
Health	54	44	36	44	46	51
Education	45	39	38	50	38	41
Citizen security	24	28	38	35	30	20
Foreign Policy	20	16	32	27	20	16
National Defense	16	20	32	34	21	13
Pensions / Insurance	25	16	13	14	17	25
Environment / Climate crisis	18	18	22	25	19	17
Immigration / Refugee	16	17	23	20	17	16
Other - DK/NA	12	13	8	9	11	14

ISSUES THAT INFLUENCE THE VOTE

When you vote in an election, which issues affect your vote the most?

UP TO 4 RESPONSES

	Ideology					Does not apply to me
	Left	Center-left	Center	Center-right	Right	
Economy	76	71	74	75	68	66
Health	66	55	42	40	32	52
Education	56	44	33	34	35	47
Citizen security	8	11	33	39	50	28
Foreign Policy	8	16	25	22	27	26
National Defense	4	9	15	36	41	19
Pensions / Insurance	25	25	15	16	12	26
Environment / Climate crisis	25	31	18	15	9	14
Immigration / Refugee	4	6	9	26	41	20
Other - DK/NA	13	13	12	8	9	16

ISSUES THAT INFLUENCE THE VOTE

When you vote in an election, which issues affect your vote the most?

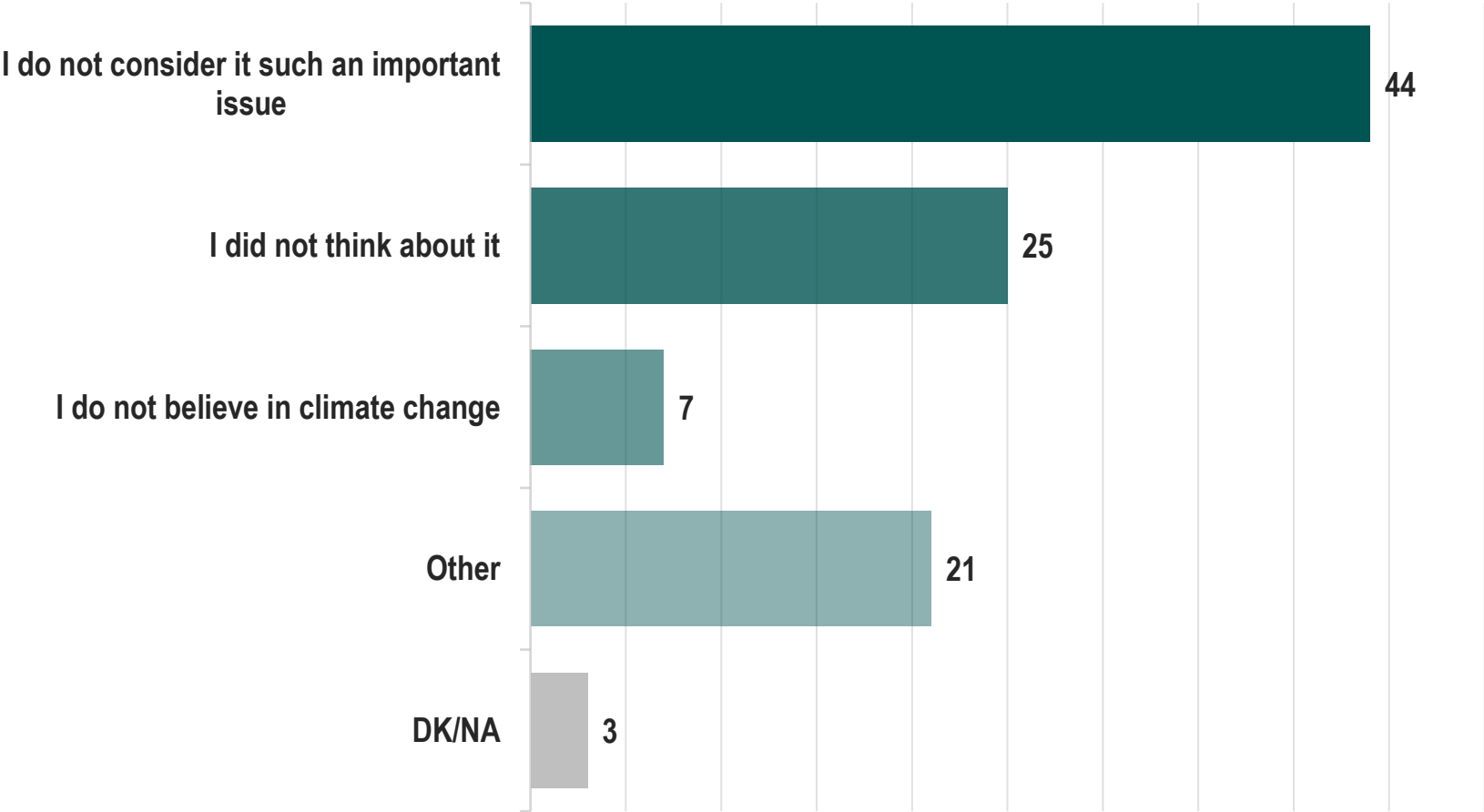
UP TO 4 RESPONSES

	Party affiliation (2019 vote)							Abstention / Blank-invalid/NA
	New Democracy	SYRIZA	KINAL	KKE	Greek Solution	DiEM25	Other party	
Economy	73	73	63	74	65	84	66	72
Health	40	55	45	61	37	67	37	46
Education	36	48	34	55	47	47	39	37
Citizen security	40	13	24	4	47	3	48	28
Foreign Policy	30	10	23	2	13	13	27	17
National Defense	35	4	17	6	46	3	28	12
Pensions / Insurance	16	24	12	22	15	25	13	29
Environment / Climate crisis	18	26	14	12	5	41	15	14
Immigration / Refugee	23	7	10	6	48	12	34	17
Other - DK/NA	8	14	12	21	7	17	13	13

WHY THE "ENVIRONMENT / CLIMATE CRISIS" DOES NOT AFFECT THEIR VOTE

Why didn't you choose the "environment or climate crisis" on the important issues that influence your vote?

BASE: Those that didn't choose the "environment or climate crisis" on the important issues that influence their vote (81%)



WHY THE "ENVIRONMENT / CLIMATE CRISIS" DOES NOT AFFECT THEIR VOTE

Why didn't you choose the "environment or climate crisis" on the important issues that influence your vote?

BASE: Those that didn't choose the "environment or climate crisis" on the important issues that influence their vote (81%)

	Gender		Age group			
	Male	Female	17 - 34	35 - 54	55 - 69	70+
I do not consider it such an important issue	52	37	46	49	41	41
I did not think about it	22	29	23	18	28	37
I do not believe in climate change	5	9	1	12	6	6
Other	19	23	28	19	21	15
DK/NA	2	3	2	2	4	1

	Region (NUTS1)					Urbanity		
	Attica	Northern Greece	Central Greece	Aegean islands	Crete	Urban	Semi-urban	Rural
I do not consider it such an important issue	44	51	41	44	28	54	41	36
I did not think about it	22	25	29	29	24	19	22	30
I do not believe in climate change	4	8	10	6	5	6	8	10
Other	26	15	19	18	38	18	28	19
DK/NA	4	2	1	3	5	3	2	4

WHY THE "ENVIRONMENT / CLIMATE CRISIS" DOES NOT AFFECT THEIR VOTE

Why didn't you choose the "environment or climate crisis" on the important issues that influence your vote?

BASE: Those that didn't choose the "environment or climate crisis" on the important issues that influence their vote (81%)

	Education			
	Primary	Secondary	Tertiary	Post graduate
I do not consider it such an important issue	34	39	55	49
I did not think about it	35	20	19	22
I do not believe in climate change	9	11	5	5
Other	20	30	19	20
DK/NA	3	1	2	4

	Financial status			Social class		
	I do not make ends meet / I do with difficulty	I make ends meet but I do not save	I am financially comfortable	Upper / Upper middle	Middle	Lower middle / Lower
I do not consider it such an important issue	45	42	56	62	52	51
I did not think about it	22	29	20	21	21	18
I do not believe in climate change	13	3	4	-	6	8
Other	19	23	19	13	19	21
DK/NA	1	3	1	5	2	3

WHY THE "ENVIRONMENT / CLIMATE CRISIS" DOES NOT AFFECT THEIR VOTE

Why didn't you choose the "environment or climate crisis" on the important issues that influence your vote?

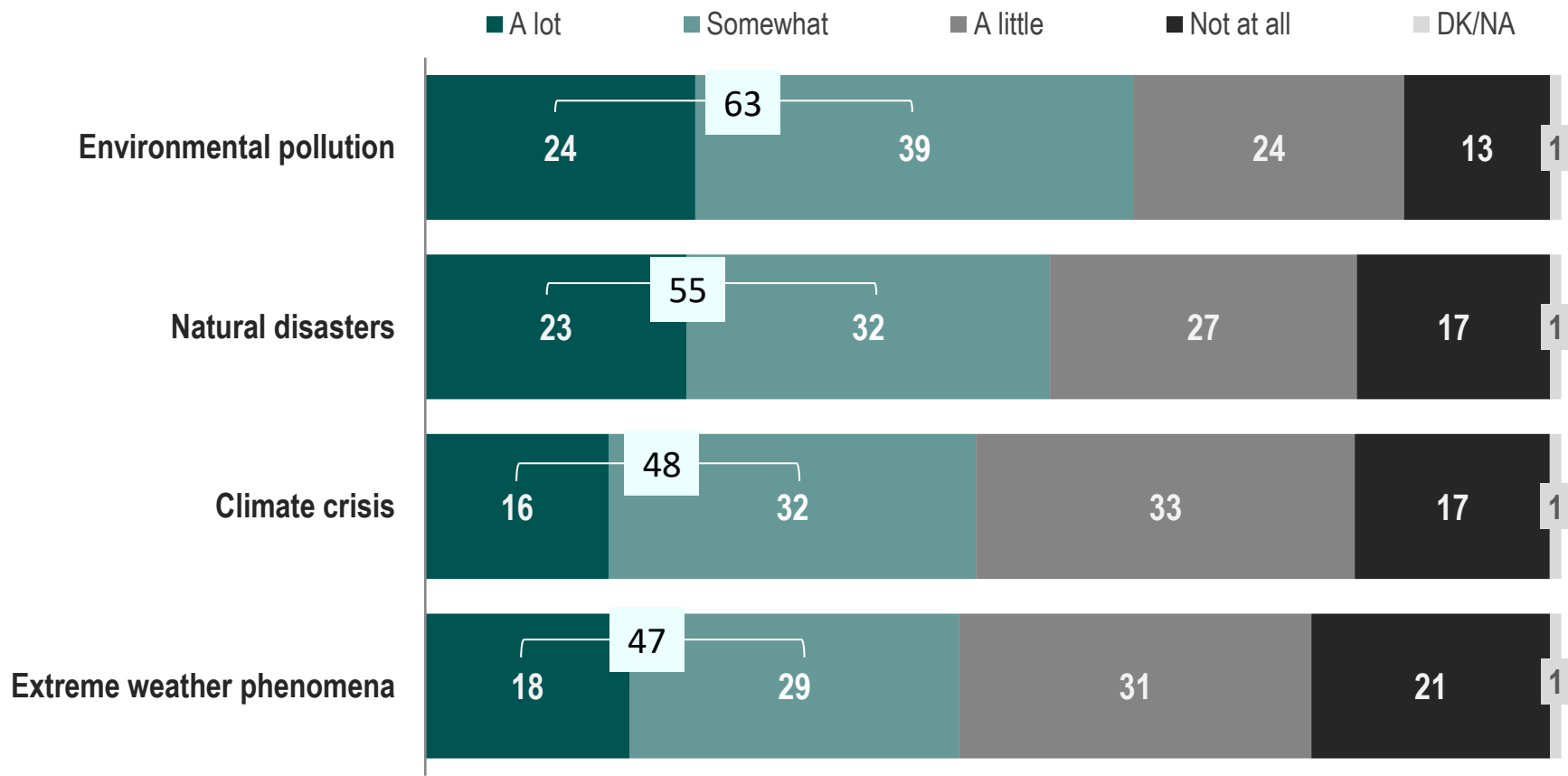
BASE: Those that didn't choose the "environment or climate crisis" on the important issues that influence their vote (81%)

	Ideology					Does not apply to me
	Left	Center-left	Center	Center-right	Right	
I do not consider it such an important issue	51	50	41	54	65	47
I did not think about it	24	24	18	27	7	10
I do not believe in climate change	1	6	8	4	7	20
Other	19	19	32	13	20	18
DK/NA	5	1	1	2	2	5

	Party affiliation (2019 vote)							Abstention / Blank-invalid/NA
	New Democracy	SYRIZA	KINAL	KKE	Greek Solution	DiEM25	Other party	
I do not consider it such an important issue	44	41	35	47	51	75	57	44
I did not think about it	31	25	39	16	9	-	11	23
I do not believe in climate change	5	4	-	4	11	17	20	13
Other	18	25	25	32	29	8	13	17
DK/NA	2	5	-	2	-	-	-	4

ENVIRONMENTAL ISSUES AFFECTING POLITICAL AND ELECTORAL BEHAVIOR

To what extent would you say that each of the following affects your political views and your vote?



ENVIRONMENTAL ISSUES AFFECTING POLITICAL AND ELECTORAL BEHAVIOR

To what extent would you say that each of the following affects your political views and your vote?

A lot & Somewhat	Gender		Age group			
	Male	Female	17 - 34	35 - 54	55 - 69	70+
Environmental pollution	61	65	58	53	76	71
Natural disasters	52	57	58	52	58	53
Climate crisis	45	52	45	42	57	52
Extreme weather phenomena	44	50	48	43	51	46

A lot & Somewhat	Region (NUTS1)					Urbanity		
	Attica	Northern Greece	Central Greece	Aegean islands	Crete	Urban	Semi-urban	Rural
Environmental pollution	69	64	55	55	61	64	62	62
Natural disasters	59	58	47	47	55	57	52	48
Climate crisis	53	50	39	46	50	49	47	44
Extreme weather phenomena	51	50	40	42	47	49	44	41

ENVIRONMENTAL ISSUES AFFECTING POLITICAL AND ELECTORAL BEHAVIOR

To what extent would you say that each of the following affects your political views and your vote?

A lot & Somewhat	Education			
	Primary	Secondary	Tertiary	Post graduate
Environmental pollution	58	65	62	62
Natural disasters	50	59	50	48
Climate crisis	46	48	49	51
Extreme weather phenomena	41	51	42	42

A lot & Somewhat	Financial status			Social class		
	I do not make ends meet / I do with difficulty	I make ends meet but I do not save	I am financially comfortable	Upper / Upper middle	Middle	Lower middle / Lower
Environmental pollution	65	61	61	71	60	64
Natural disasters	59	55	43	57	53	56
Climate crisis	48	49	47	53	46	49
Extreme weather phenomena	51	46	37	51	44	51

ENVIRONMENTAL ISSUES AFFECTING POLITICAL AND ELECTORAL BEHAVIOR

To what extent would you say that each of the following affects your political views and your vote?

A lot & Somewhat	Ideology					
	Left	Center-left	Center	Center-right	Right	Does not apply to me
Environmental pollution	85	76	62	49	48	56
Natural disasters	70	67	52	45	41	52
Climate crisis	67	64	45	41	32	34
Extreme weather phenomena	65	58	47	39	31	37

A lot & Somewhat	Party affiliation (2019 vote)							
	New Democracy	SYRIZA	KINAL	KKE	Greek Solution	DiEM25	Other party	Abstention / Blank-invalid/NA
Environmental pollution	52	78	74	60	47	67	51	62
Natural disasters	45	68	58	51	27	67	61	55
Climate crisis	41	64	51	43	15	67	37	45
Extreme weather phenomena	38	59	49	48	28	57	37	52

NOVEMBER 2021

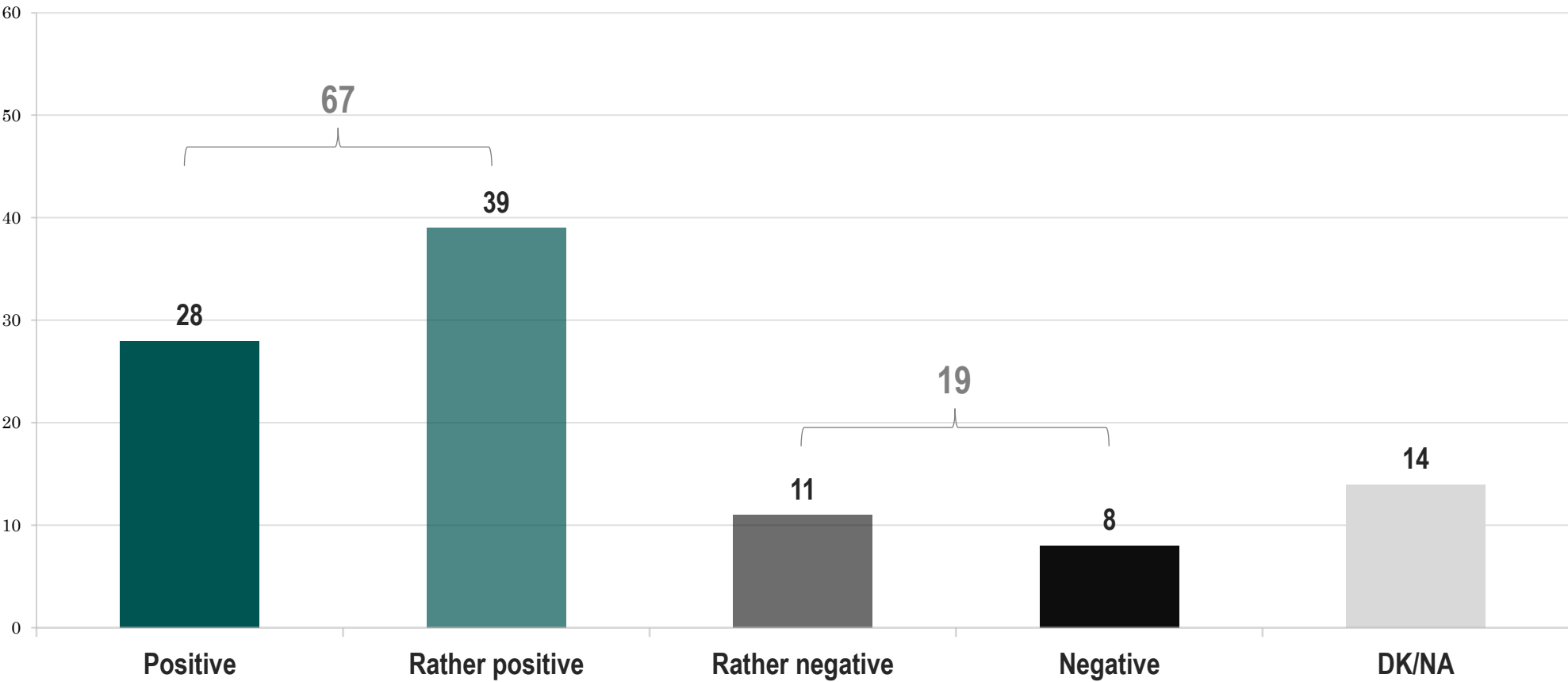
The Green political platform in Greece

GREEN POLITICS

Green parties in Europe

OPINION ON THE FAVORABLE MOMENTUM FOR GREEN PARTIES IN EUROPE

What is your view on the favorable momentum for several green parties in Western European countries and elsewhere? Is it something positive or negative?



OPINION ON THE FAVORABLE MOMENTUM FOR GREEN PARTIES IN EUROPE

What is your view on the favorable momentum for several green parties in Western European countries and elsewhere? Is it something positive or negative?

	Gender		Age group			
	Male	Female	17 - 34	35 - 54	55 - 69	70+
Positive	24	32	32	22	30	29
Rather positive	41	37	36	42	38	38
Rather negative	13	9	10	13	9	11
Negative	10	6	8	9	8	7
DK/NA	12	15	14	14	15	14

	Region (NUTS1)					Urbanity		
	Attica	Northern Greece	Central Greece	Aegean islands	Crete	Urban	Semi-urban	Rural
Positive	29	27	21	42	41	28	29	27
Rather positive	40	37	41	39	30	40	37	34
Rather negative	10	11	13	12	11	9	13	16
Negative	5	10	11	2	8	8	7	8
DK/NA	15	15	13	5	10	14	13	15

OPINION ON THE FAVORABLE MOMENTUM FOR GREEN PARTIES IN EUROPE

What is your view on the favorable momentum for several green parties in Western European countries and elsewhere? Is it something positive or negative?

	Education			
	Primary	Secondary	Tertiary	Post graduate
Positive	37	26	26	40
Rather positive	28	41	41	33
Rather negative	12	10	13	12
Negative	8	9	5	8
DK/NA	15	14	15	7

	Financial status			Social class		
	I do not make ends meet / I do with difficulty	I make ends meet but I do not save	I am financially comfortable	Upper / Upper middle	Middle	Lower middle / Lower
Positive	30	30	19	26	27	31
Rather positive	37	40	42	41	39	38
Rather negative	10	11	15	13	12	9
Negative	9	6	9	7	7	9
DK/NA	14	13	15	12	15	13

OPINION ON THE FAVORABLE MOMENTUM FOR GREEN PARTIES IN EUROPE

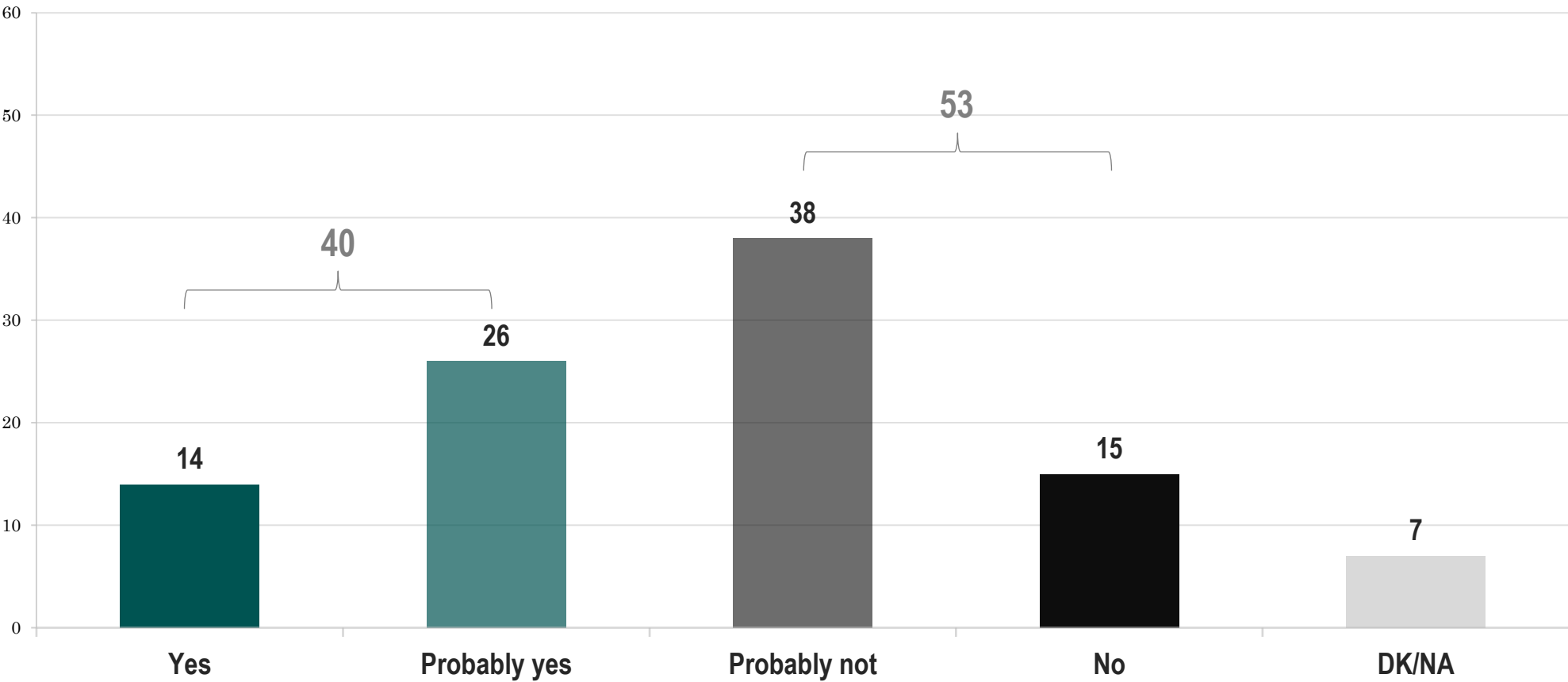
What is your view on the favorable momentum for several green parties in Western European countries and elsewhere? Is it something positive or negative?

	Ideology					
	Left	Center-left	Center	Center-right	Right	Does not apply to me
Positive	51	48	24	13	15	13
Rather positive	32	37	50	45	32	37
Rather negative	5	3	8	16	22	13
Negative	2	2	7	9	16	16
DK/NA	9	8	8	18	19	25

	Party affiliation (2019 vote)							Abstention / Blank-invalid/NA
	New Democracy	SYRIZA	KINAL	KKE	Greek Solution	DiEM25	Other party	
Positive	17	50	22	23	4	52	12	18
Rather positive	42	31	54	31	39	33	44	41
Rather negative	16	6	4	12	14	2	6	12
Negative	8	3	9	8	33	3	18	6
DK/NA	16	9	10	26	10	9	20	23

WILL THE GREEN PARTIES IN GREECE GAIN GROUND AS WELL?

Do you expect the green parties gaining ground in Greece as well, as a result of the rising green parties in other countries?



WILL THE GREEN PARTIES IN GREECE GAIN GROUND AS WELL?

Do you expect the green parties gaining ground in Greece as well, as a result of the rising green parties in other countries?

	Gender		Age group			
	Male	Female	17 - 34	35 - 54	55 - 69	70+
Yes	10	18	13	12	16	17
Probably yes	22	29	26	25	27	27
Probably not	43	34	40	39	36	35
No	18	13	15	18	13	14
DK/NA	7	7	6	6	8	7

	Region (NUTS1)					Urbanity		
	Attica	Northern Greece	Central Greece	Aegean islands	Crete	Urban	Semi-urban	Rural
Yes	14	16	13	13	18	13	19	17
Probably yes	26	27	23	28	30	28	16	25
Probably not	40	35	38	42	40	39	37	37
No	13	18	17	12	7	14	20	13
DK/NA	7	5	9	5	5	6	8	8

WILL THE GREEN PARTIES IN GREECE GAIN GROUND AS WELL?

Do you expect the green parties gaining ground in Greece as well, as a result of the rising green parties in other countries?

	Education			
	Primary	Secondary	Tertiary	Post graduate
Yes	24	12	13	14
Probably yes	23	27	25	31
Probably not	32	38	42	35
No	13	18	12	12
DK/NA	8	6	8	8

	Financial status			Social class		
	I do not make ends meet / I do with difficulty	I make ends meet but I do not save	I am financially comfortable	Upper / Upper middle	Middle	Lower middle / Lower
Yes	13	16	10	12	14	15
Probably yes	27	26	23	28	25	28
Probably not	36	37	45	39	39	35
No	16	13	16	15	14	16
DK/NA	8	7	6	7	8	5

WILL THE GREEN PARTIES IN GREECE GAIN GROUND AS WELL?

Do you expect the green parties gaining ground in Greece as well, as a result of the rising green parties in other countries?

	Ideology					
	Left	Center-left	Center	Center-right	Right	Does not apply to me
Yes	23	21	8	12	13	8
Probably yes	30	33	33	26	7	23
Probably not	37	33	41	35	47	32
No	4	7	15	22	28	18
DK/NA	6	6	4	5	5	19

	Party affiliation (2019 vote)							Abstention / Blank-invalid/NA
	New Democracy	SYRIZA	KINAL	KKE	Greek Solution	DiEM25	Other party	
Yes	11	20	15	23	13	11	7	10
Probably yes	21	29	32	27	19	30	24	31
Probably not	40	36	38	37	29	50	34	35
No	21	7	10	4	32	7	24	12
DK/NA	7	7	4	9	6	2	10	12

NOVEMBER 2021

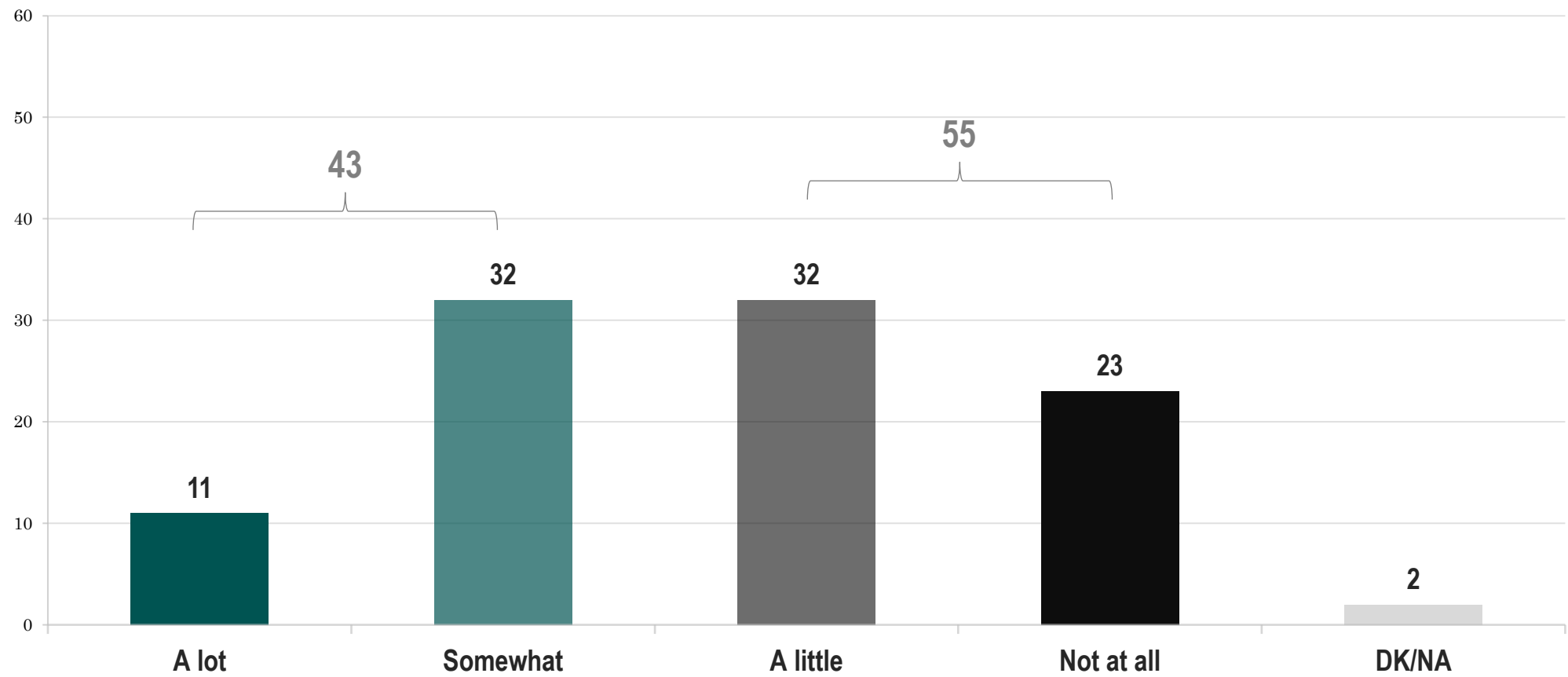
The Green political platform in Greece

GREEN POLITICS

Green parties in Greece

GENERAL INTEREST IN GREEN POLITICS IN GREECE

How much would you say you are interested in the politics of ecology and green ideology in Greece today?



GENERAL INTEREST IN GREEN POLITICS IN GREECE

How much would you say you are interested in the politics of ecology and green ideology in Greece today?

	Gender		Age group			
	Male	Female	17 - 34	35 - 54	55 - 69	70+
A lot	9	13	10	11	12	13
Somewhat	30	33	26	25	39	40
A little	37	28	35	34	30	27
Not at all	23	23	27	28	17	16
DK/NA	1	3	3	2	1	4

	Region (NUTS1)					Urbanity		
	Attica	Northern Greece	Central Greece	Aegean islands	Crete	Urban	Semi-urban	Rural
A lot	13	10	12	7	11	12	12	7
Somewhat	35	33	24	34	33	31	32	37
A little	33	34	29	31	32	33	32	28
Not at all	17	22	34	26	18	22	22	27
DK/NA	2	1	1	2	6	2	2	1

GENERAL INTEREST IN GREEN POLITICS IN GREECE

How much would you say you are interested in the politics of ecology and green ideology in Greece today?

	Education			
	Primary	Secondary	Tertiary	Post graduate
A lot	12	11	12	11
Somewhat	36	31	34	30
A little	29	33	30	36
Not at all	22	23	23	21
DK/NA	1	2	2	3

	Financial status			Social class		
	I do not make ends meet / I do with difficulty	I make ends meet but I do not save	I am financially comfortable	Upper / Upper middle	Middle	Lower middle / Lower
A lot	13	9	10	17	10	11
Somewhat	32	33	28	29	34	31
A little	28	35	32	28	33	32
Not at all	23	21	29	25	21	25
DK/NA	3	2	1	1	2	1

GENERAL INTEREST IN GREEN POLITICS IN GREECE

How much would you say you are interested in the politics of ecology and green ideology in Greece today?

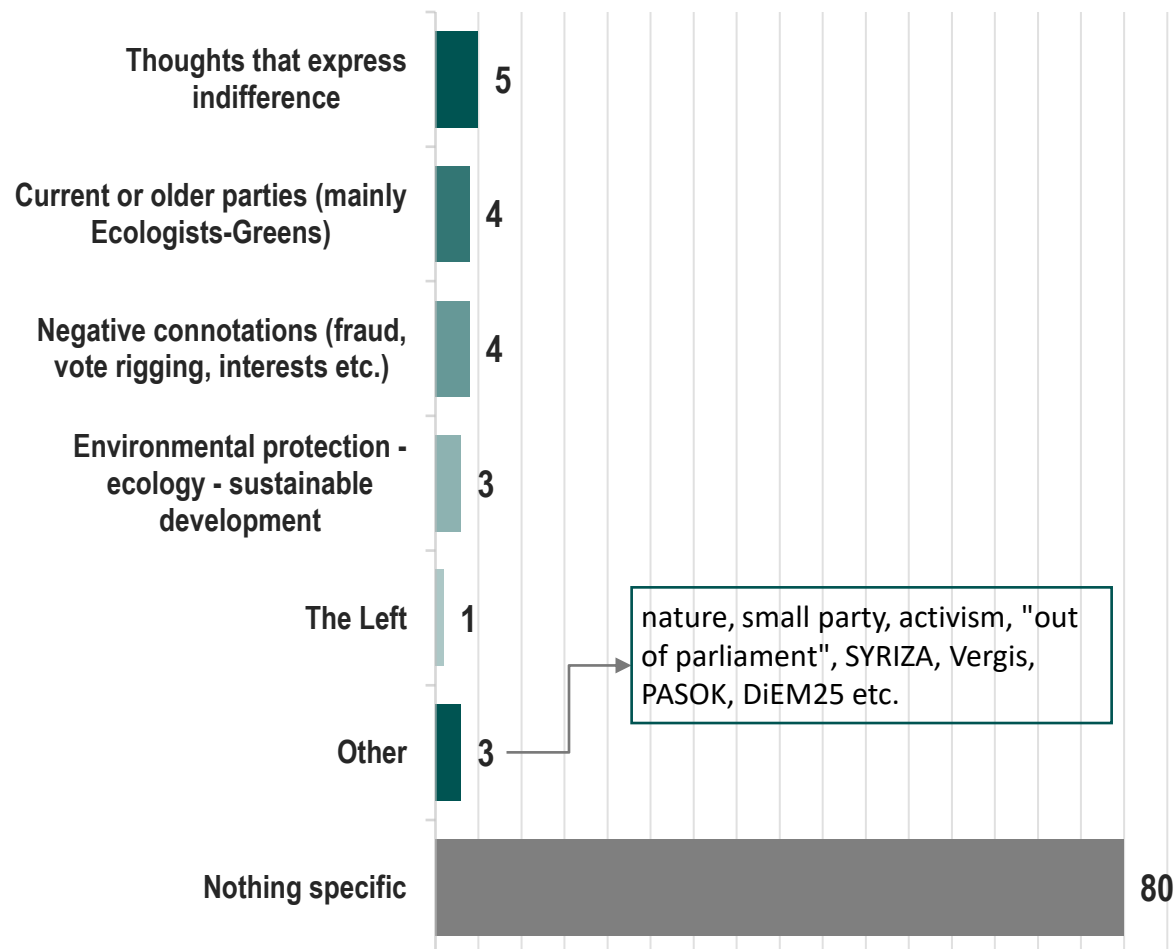
	Ideology					
	Left	Center-left	Center	Center-right	Right	Does not apply to me
A lot	21	12	8	5	8	10
Somewhat	40	48	26	27	22	32
A little	32	30	44	35	25	17
Not at all	7	7	21	30	42	36
DK/NA	-	3	1	3	3	5

	Party affiliation (2019 vote)							
	New Democracy	SYRIZA	KINAL	KKE	Greek Solution	DiEM25	Other party	Abstention / Blank-invalid/NA
A lot	9	16	5	11	-	39	8	8
Somewhat	25	42	44	25	19	26	25	32
A little	36	33	33	29	22	29	28	25
Not at all	28	7	16	35	51	6	38	32
DK/NA	2	2	2	-	8	-	1	3

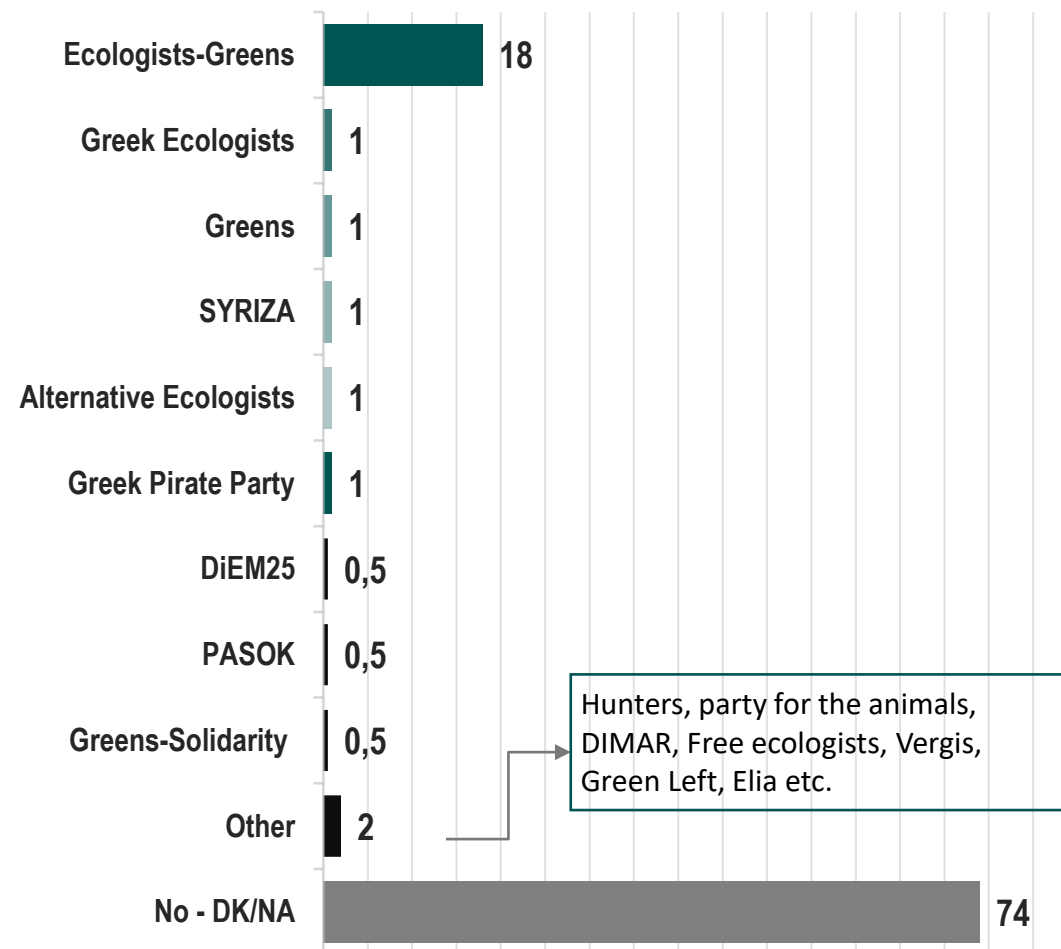
FIRST THOUGHTS ABOUT THE GREEK GREEN / ECOLOGICAL PARTIES

OPEN-ENDED QUESTIONS (unaided) – UP TO 3 RESPONSES

What comes to your mind first when you hear the phrase “Greek green / ecological party”?

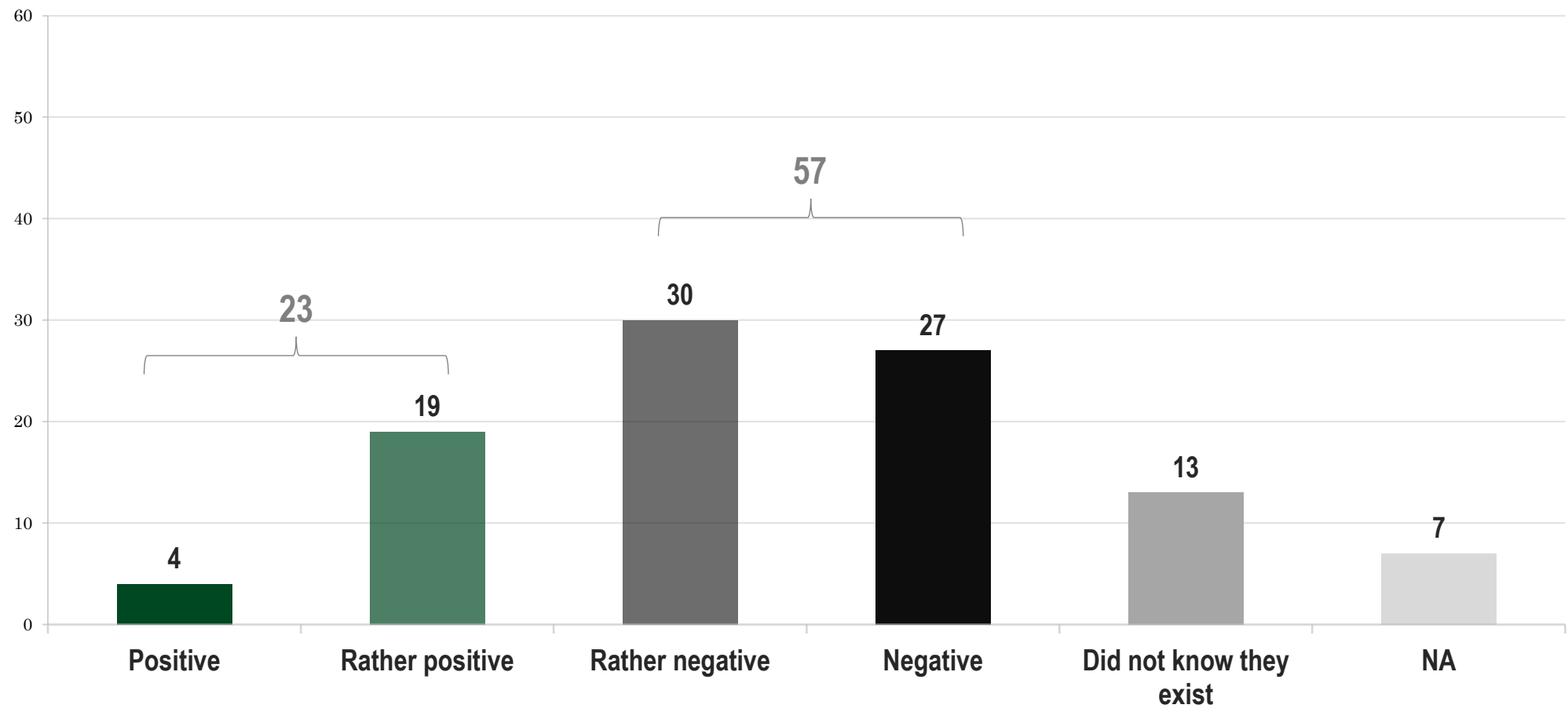


Do you know any Greek green / ecological party?



GREEN PARTIES' POPULARITY IN GREECE

More specifically, what is your opinion about the green / ecological parties in Greece?



GREEN PARTIES' POPULARITY IN GREECE

More specifically, what is your opinion about the green / ecological parties in Greece?

	Gender		Age group			
	Male	Female	17 - 34	35 - 54	55 - 69	70+
Positive	4	4	3	3	5	5
Rather positive	20	19	18	20	20	18
Rather negative	31	29	28	27	33	33
Negative	32	23	32	29	24	21
Did not know they exist	9	16	12	12	14	12
NA	5	9	7	9	3	11

	Region (NUTS1)					Urbanity		
	Attica	Northern Greece	Central Greece	Aegean islands	Crete	Urban	Semi-urban	Rural
Positive	4	4	3	6	4	3	7	6
Rather positive	19	18	20	23	20	20	12	20
Rather negative	31	30	28	27	27	29	36	30
Negative	26	29	29	15	31	27	25	27
Did not know they exist	14	11	12	22	11	14	14	10
NA	6	7	8	8	7	7	6	7

GREEN PARTIES' POPULARITY IN GREECE

More specifically, what is your opinion about the green / ecological parties in Greece?

	Education			
	Primary	Secondary	Tertiary	Post graduate
Positive	6	4	3	2
Rather positive	24	16	21	25
Rather negative	25	32	30	26
Negative	19	30	24	25
Did not know they exist	17	12	14	15
NA	9	6	8	6

	Financial status			Social class		
	I do not make ends meet / I do with difficulty	I make ends meet but I do not save	I am financially comfortable	Upper / Upper middle	Middle	Lower middle / Lower
Positive	5	4	2	5	4	3
Rather positive	22	19	12	14	19	21
Rather negative	29	30	33	26	31	31
Negative	27	25	37	36	28	22
Did not know they exist	13	13	12	14	12	14
NA	5	9	3	5	7	9

GREEN PARTIES' POPULARITY IN GREECE

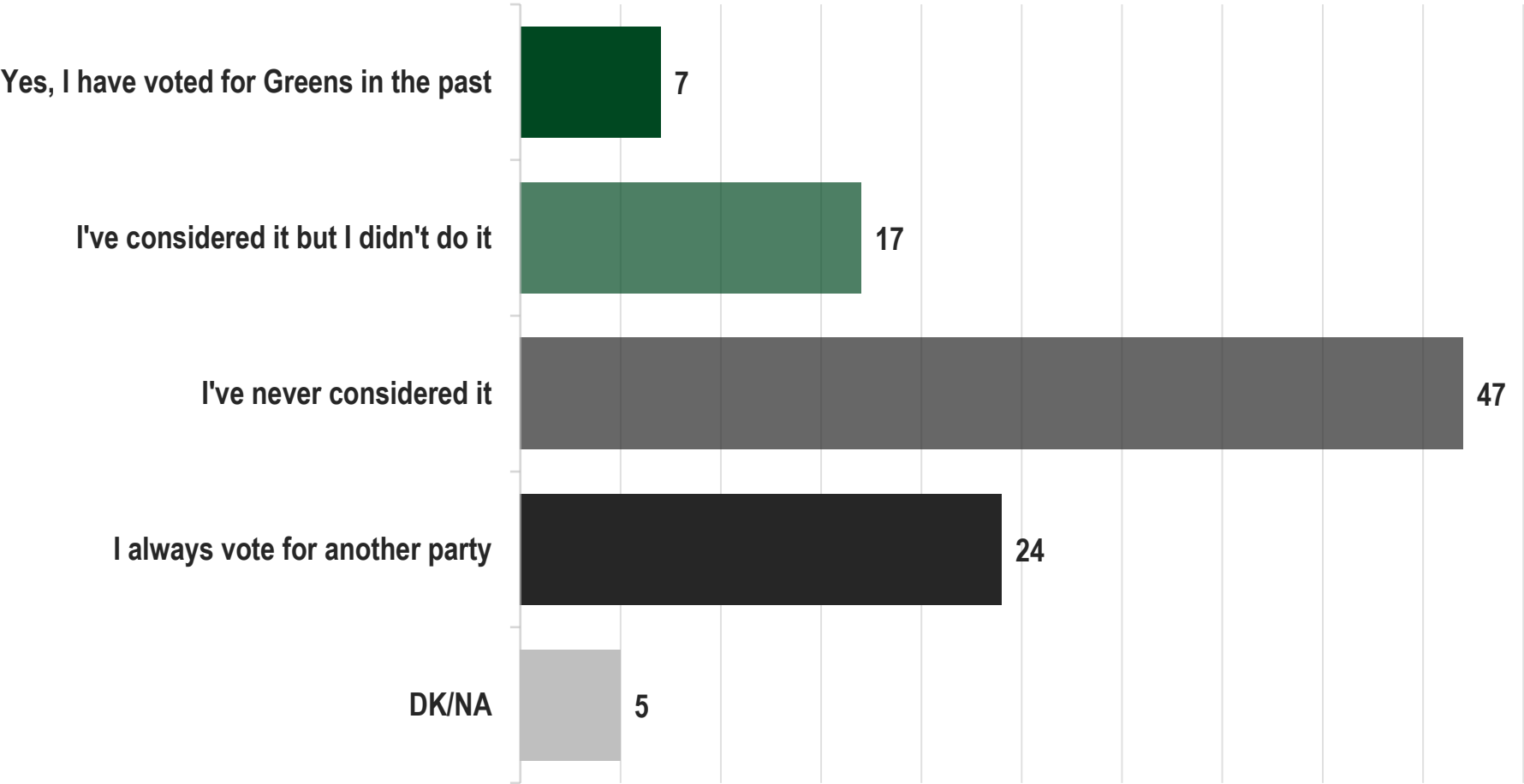
More specifically, what is your opinion about the green / ecological parties in Greece?

	Ideology						
	Left	Center-left	Center	Center-right	Right	Does not apply to me	
Positive	9	6	2	1	1	3	
Rather positive	38	35	12	8	5	11	
Rather negative	22	31	44	26	31	18	
Negative	13	12	23	36	46	39	
Did not know they exist	9	11	12	22	11	15	
NA	9	5	7	7	6	13	

	Party affiliation (2019 vote)							
	New Democracy	SYRIZA	KINAL	KKE	Greek Solution	DiEM25	Other party	
Positive	3	7	4	6	-	3	-	4
Rather positive	8	36	31	14	16	23	8	10
Rather negative	30	26	36	33	24	35	33	33
Negative	36	14	18	26	49	26	38	24
Did not know they exist	17	10	9	14	5	3	11	14
NA	6	7	2	7	5	10	10	15

HAVE THEY EVER CONSIDERED VOTING FOR A GREEN/ECOLOGICAL PARTY IN THE PAST?

Have you ever voted or considered voting for a green or ecological party in Greece?



HAVE THEY EVER CONSIDERED VOTING FOR A GREEN/ECOLOGICAL PARTY IN THE PAST?

Have you ever voted or considered voting for a green or ecological party in Greece?

	Gender		Age group			
	Male	Female	17 - 34	35 - 54	55 - 69	70+
Yes, I have voted for Greens in the past	5	9	8	10	4	4
I've considered it but I didn't do it	16	18	20	17	19	11
I've never considered it	50	44	42	49	48	51
I always vote for another party	25	23	23	18	25	31
DK/NA	4	6	7	6	5	2

	Region (NUTS1)					Urbanity		
	Attica	Northern Greece	Central Greece	Aegean islands	Crete	Urban	Semi-urban	Rural
Yes, I have voted for Greens in the past	8	7	7	4	4	7	8	8
I've considered it but I didn't do it	15	19	16	23	18	17	15	16
I've never considered it	43	53	47	39	51	46	50	47
I always vote for another party	28	17	27	24	22	25	23	22
DK/NA	6	4	3	10	5	5	4	7

HAVE THEY EVER CONSIDERED VOTING FOR A GREEN/ECOLOGICAL PARTY IN THE PAST?

Have you ever voted or considered voting for a green or ecological party in Greece?

	Education			
	Primary	Secondary	Tertiary	Post graduate
Yes, I have voted for Greens in the past	3	8	7	10
I've considered it but I didn't do it	17	20	13	11
I've never considered it	48	45	49	48
I always vote for another party	27	23	25	24
DK/NA	5	4	6	7

	Financial status			Social class		
	I do not make ends meet / I do with difficulty	I make ends meet but I do not save	I am financially comfortable	Upper / Upper middle	Middle	Lower middle / Lower
Yes, I have voted for Greens in the past	8	6	5	3	7	8
I've considered it but I didn't do it	21	15	14	17	16	19
I've never considered it	41	51	51	46	47	47
I always vote for another party	24	23	26	32	24	19
DK/NA	7	4	4	2	5	7

HAVE THEY EVER CONSIDERED VOTING FOR A GREEN/ECOLOGICAL PARTY IN THE PAST?

Have you ever voted or considered voting for a green or ecological party in Greece?

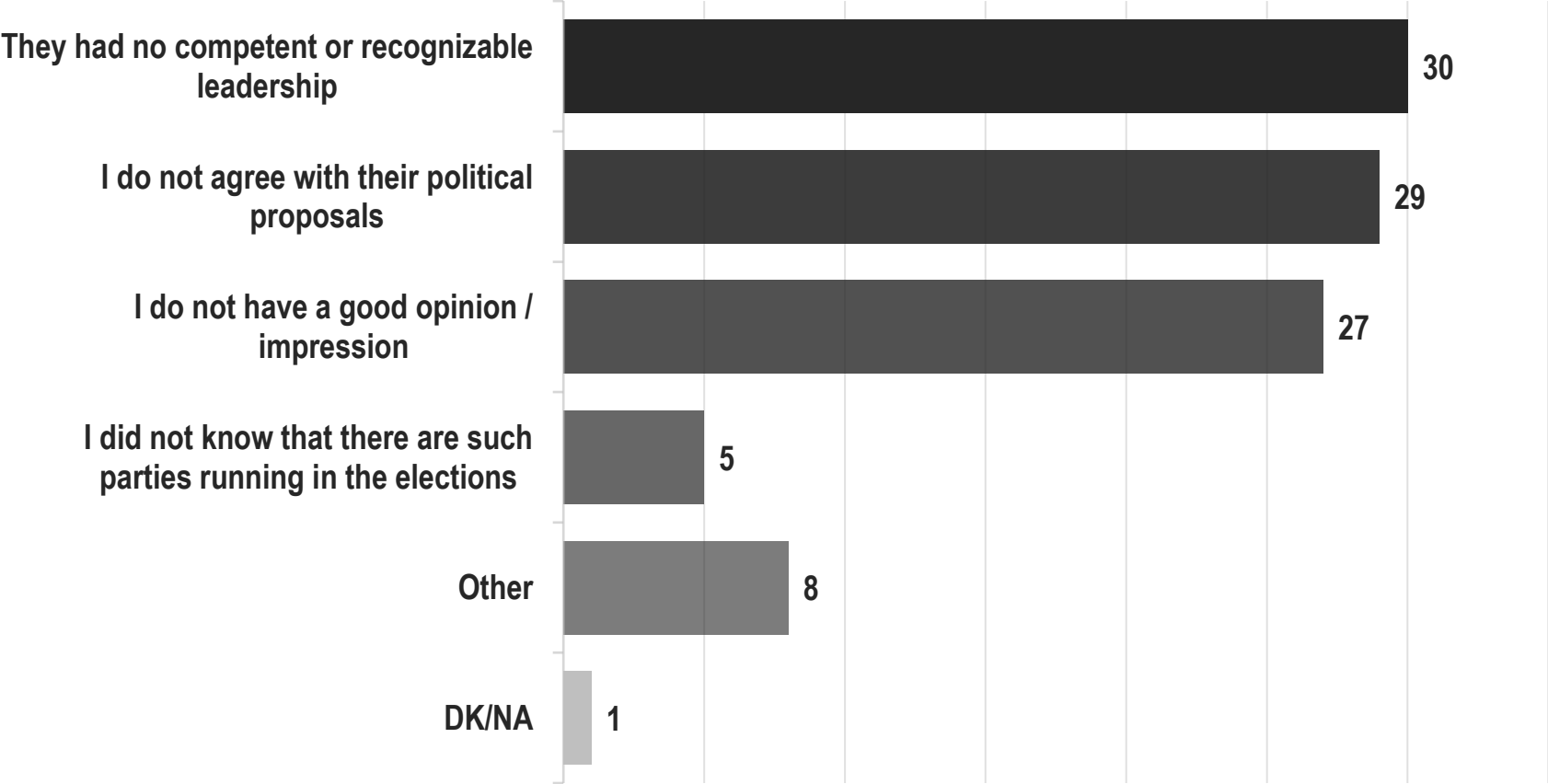
	Ideology					Does not apply to me
	Left	Center-left	Center	Center-right	Right	
Yes, I have voted for Greens in the past	8	10	11	4	-	10
I've considered it but I didn't do it	24	27	19	7	12	10
I've never considered it	32	39	47	61	59	42
I always vote for another party	35	17	16	23	30	21
DK/NA	2	6	7	4	-	15

	Party affiliation (2019 vote)							Abstention / Blank-invalid/NA
	New Democracy	SYRIZA	KINAL	KKE	Greek Solution	DiEM25	Other party	
Yes, I have voted for Greens in the past	2	10	3	2	-	20	22	9
I've considered it but I didn't do it	9	28	20	19	11	26	13	15
I've never considered it	60	29	55	46	64	32	36	55
I always vote for another party	24	28	20	31	14	19	28	13
DK/NA	5	5	2	2	11	3	1	8

MAIN REASONS WHY THEY HAVE NOT VOTED FOR A GREEN PARTY UNTIL TODAY

Why did you never vote for a green or ecological party?

BASE: Those who *"thought to vote but did not"* (17%) and those who *"never thought of voting for a green / ecological party"* (47%)



MAIN REASONS WHY THEY HAVE NOT VOTED FOR A GREEN PARTY UNTIL TODAY

Why did you never vote for a green or ecological party?

BASE: Those who "thought to vote but did not" (17%) and those who "never thought of voting for a green / ecological party" (47%)

	Gender		Age group			
	Male	Female	17 - 34	35 - 54	55 - 69	70+
They had no competent or recognizable leadership	29	31	32	32	26	28
I do not agree with their political proposals	33	25	33	29	30	22
I do not have a good opinion / impression	26	28	17	26	32	34
I did not know that there are such parties running in the elections	3	7	5	5	4	6
Other	8	8	12	7	7	7
DK/NA	1	1	1	1	1	3

MAIN REASONS WHY THEY HAVE NOT VOTED FOR A GREEN PARTY UNTIL TODAY

Why did you never vote for a green or ecological party?

BASE: Those who "thought to vote but did not" (17%) and those who "never thought of voting for a green / ecological party" (47%)

	Region (NUTS1)					Urbanity		
	Attica	Northern Greece	Central Greece	Aegean islands	Crete	Urban	Semi-urban	Rural
They had no competent or recognizable leadership	30	29	27	34	39	32	27	23
I do not agree with their political proposals	22	30	37	30	28	30	22	32
I do not have a good opinion / impression	30	28	25	16	28	27	34	21
I did not know that there are such parties running in the elections	5	6	6	-	-	4	7	10
Other	11	6	5	16	5	6	10	12
DK/NA	2	1	-	4	-	1	1	2

MAIN REASONS WHY THEY HAVE NOT VOTED FOR A GREEN PARTY UNTIL TODAY

Why did you never vote for a green or ecological party?

BASE: Those who "thought to vote but did not" (17%) and those who "never thought of voting for a green / ecological party" (47%)

	Education			
	Primary	Secondary	Tertiary	Post graduate
They had no competent or recognizable leadership	33	29	29	29
I do not agree with their political proposals	21	35	22	28
I do not have a good opinion / impression	29	23	33	28
I did not know that there are such parties running in the elections	6	5	4	5
Other	10	7	10	9
DK/NA	1	1	1	1

MAIN REASONS WHY THEY HAVE NOT VOTED FOR A GREEN PARTY UNTIL TODAY

Why did you never vote for a green or ecological party?

BASE: Those who "thought to vote but did not" (17%) and those who "never thought of voting for a green / ecological party" (47%)

	Financial status			Social class		
	I do not make ends meet / I do with difficulty	I make ends meet but I do not save	I am financially comfortable	Upper / Upper middle	Middle	Lower middle / Lower
They had no competent or recognizable leadership	29	33	25	21	32	30
I do not agree with their political proposals	29	26	36	35	28	28
I do not have a good opinion / impression	26	26	33	32	30	20
I did not know that there are such parties running in the elections	5	5	4	6	4	5
Other	10	8	1	4	5	15
DK/NA	1	1	1	2	1	2

MAIN REASONS WHY THEY HAVE NOT VOTED FOR A GREEN PARTY UNTIL TODAY

Why did you never vote for a green or ecological party?

BASE: Those who "thought to vote but did not" (17%) and those who "never thought of voting for a green / ecological party" (47%)

	Ideology					
	Left	Center-left	Center	Center-right	Right	Does not apply to me
They had no competent or recognizable leadership	32	47	24	19	20	14
I do not agree with their political proposals	30	19	35	36	39	48
I do not have a good opinion / impression	17	23	32	37	31	23
I did not know that there are such parties running in the elections	2	3	7	7	7	3
Other	16	7	2	1	1	9
DK/NA	3	1	-	1	2	3

MAIN REASONS WHY THEY HAVE NOT VOTED FOR A GREEN PARTY UNTIL TODAY

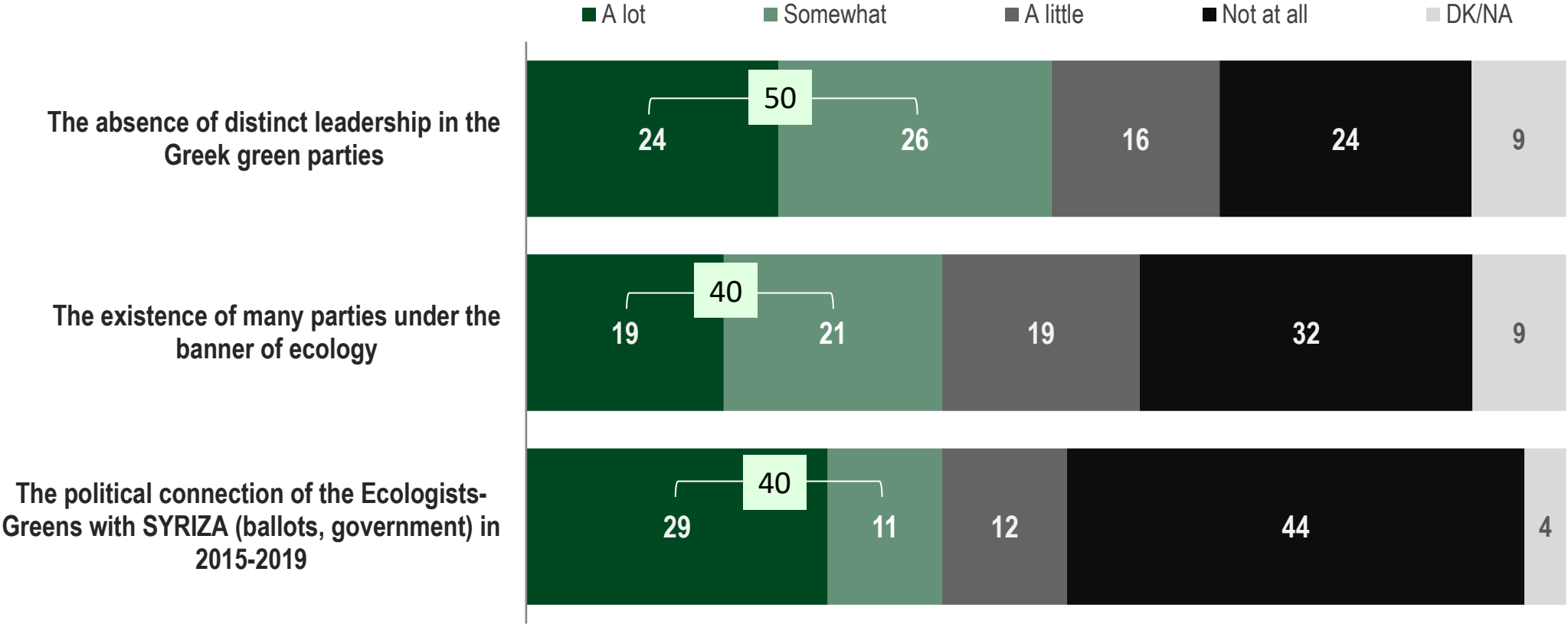
Why did you never vote for a green or ecological party?

BASE: Those who "thought to vote but did not" (17%) and those who "never thought of voting for a green / ecological party" (47%)

	Party affiliation (2019 vote)							
	New Democracy	SYRIZA	KINAL	KKE	Greek Solution	DiEM25	Other party	Abstention / Blank-invalid/NA
They had no competent or recognizable leadership	19	42	39	33	32	53	6	31
I do not agree with their political proposals	34	21	30	30	41	29	50	19
I do not have a good opinion / impression	37	14	25	21	18	12	31	33
I did not know that there are such parties running in the elections	7	5	-	5	-	-	3	8
Other	3	16	6	12	9	6	9	6
DK/NA	1	2	-	-	-	-	-	3

PAIN POINTS IN GREEK GREEN PARTIES

And in the Greek case, how much did each of the following bother you?



PAIN POINTS IN GREEK GREEN PARTIES

And in the Greek case, how much did each of the following bother you?

<i>A lot & Somewhat</i>	Gender		Age group			
	Male	Female	17 - 34	35 - 54	55 - 69	70+
The absence of distinct leadership in the Greek green parties	50	51	50	47	45	59
The existence of many parties under the banner of ecology	46	34	24	34	47	62
The political connection of the Ecologists-Greens with SYRIZA (ballots, government) in 2015-2019	43	37	30	38	44	52

PAIN POINTS IN GREEK GREEN PARTIES

And in the Greek case, how much did each of the following bother you?

A lot & Somewhat	Region (NUTS1)					Urbanity		
	Attica	Northern Greece	Central Greece	Aegean islands	Crete	Urban	Semi-urban	Rural
The absence of distinct leadership in the Greek green parties	56	52	45	41	40	52	53	40
The existence of many parties under the banner of ecology	45	38	43	26	31	40	42	36
The political connection of the Ecologists-Greens with SYRIZA (ballots, government) in 2015-2019	44	39	39	38	30	42	46	30

PAIN POINTS IN GREEK GREEN PARTIES

And in the Greek case, how much did each of the following bother you?

A lot & Somewhat	Education			
	Primary	Secondary	Tertiary	Post graduate
The absence of distinct leadership in the Greek green parties	45	52	49	44
The existence of many parties under the banner of ecology	40	41	40	40
The political connection of the Ecologists-Greens with SYRIZA (ballots, government) in 2015-2019	36	43	38	33

PAIN POINTS IN GREEK GREEN PARTIES

And in the Greek case, how much did each of the following bother you?

A lot & Somewhat	Financial status			Social class		
	I do not make ends meet / I do with difficulty	I make ends meet but I do not save	I am financially comfortable	Upper / Upper middle	Middle	Lower middle / Lower
The absence of distinct leadership in the Greek green parties	44	55	51	58	52	44
The existence of many parties under the banner of ecology	36	42	42	55	44	27
The political connection of the Ecologists-Greens with SYRIZA (ballots, government) in 2015-2019	27	44	64	62	44	22

PAIN POINTS IN GREEK GREEN PARTIES

And in the Greek case, how much did each of the following bother you?

A lot & Somewhat	Ideology					Does not apply to me
	Left	Center-left	Center	Center-right	Right	
The absence of distinct leadership in the Greek green parties	32	47	64	51	60	37
The existence of many parties under the banner of ecology	26	41	48	40	39	46
The political connection of the Ecologists-Greens with SYRIZA (ballots, government) in 2015-2019	9	15	49	62	67	36

PAIN POINTS IN GREEK GREEN PARTIES

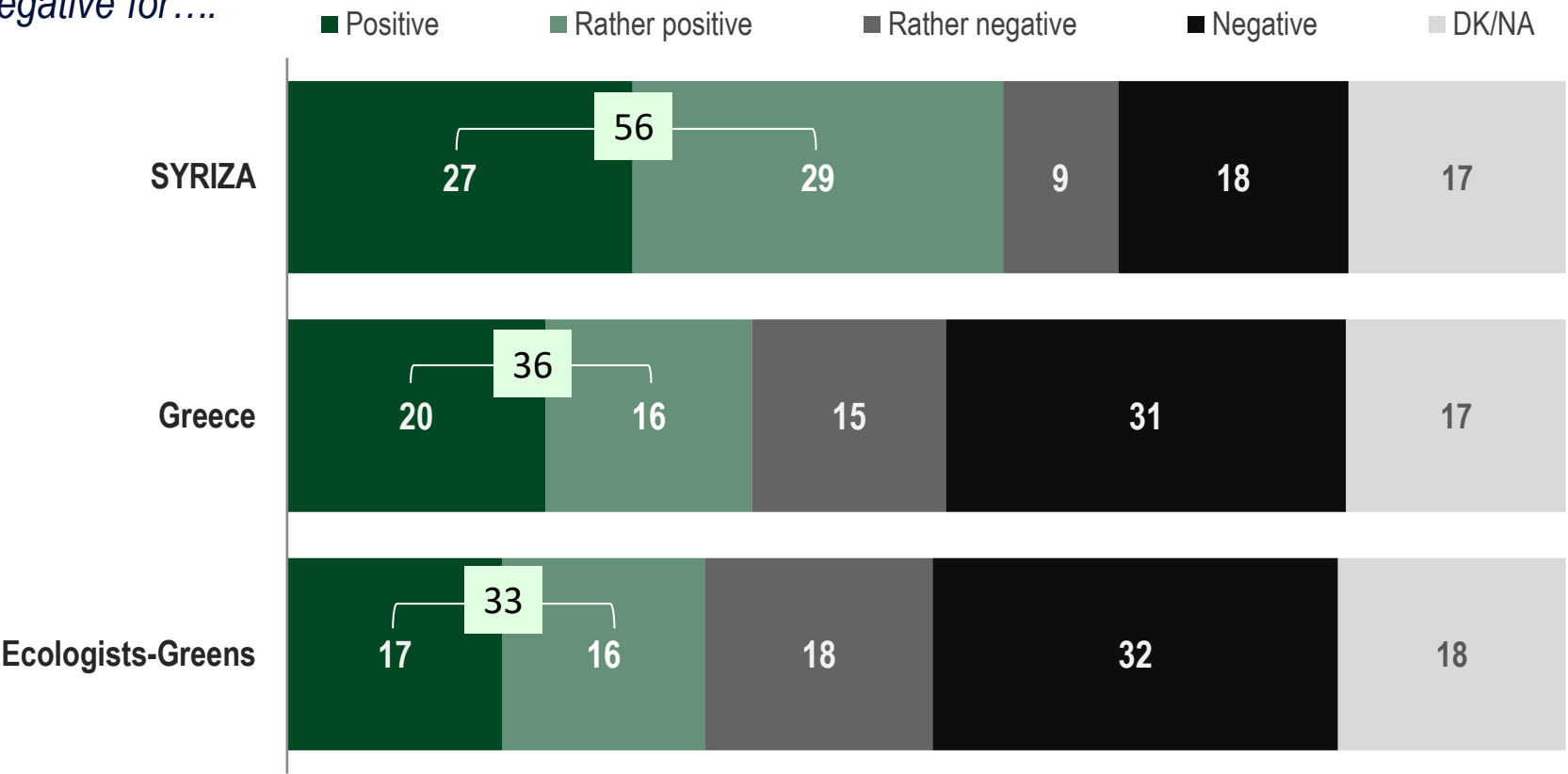
And in the Greek case, how much did each of the following bother you?

A lot & Somewhat	Party affiliation (2019 vote)							
	New Democracy	SYRIZA	KINAL	KKE	Greek Solution	DiEM25	Other party	Abstention / Blank-invalid/NA
The absence of distinct leadership in the Greek green parties	61	39	60	45	48	48	42	45
The existence of many parties under the banner of ecology	46	35	51	34	30	38	34	37
The political connection of the Ecologists-Greens with SYRIZA (ballots, government) in 2015-2019	69	7	55	12	50	27	44	30

OPINION ON ECOLOGISTS-GREENS PARTICIPATION IN THE SYRIZA GOVERNMENT

More specifically, how do you evaluate the participation of the party of Ecologists-Greens in the SYRIZA government from 2015 to 2019?

It was something positive/negative for....:



OPINION ON ECOLOGISTS-GREENS PARTICIPATION IN THE SYRIZA GOVERNMENT

More specifically, how do you evaluate the participation of the party of Ecologists-Greens in the SYRIZA government from 2015 to 2019?

Positive & Rather positive	Gender		Age group			
	Male	Female	17 - 34	35 - 54	55 - 69	70+
SYRIZA	57	54	64	56	56	47
Greece	38	34	43	33	39	29
Ecologists-Greens	36	30	36	30	36	29

Positive & Rather positive	Region (NUTS1)					Urbanity		
	Attica	Northern Greece	Central Greece	Aegean islands	Crete	Urban	Semi-urban	Rural
SYRIZA	52	53	61	62	65	54	62	58
Greece	35	32	38	46	49	34	35	45
Ecologists-Greens	32	29	35	40	38	32	31	37

OPINION ON ECOLOGISTS-GREENS PARTICIPATION IN THE SYRIZA GOVERNMENT

More specifically, how do you evaluate the participation of the party of Ecologists-Greens in the SYRIZA government from 2015 to 2019?

Positive & Rather positive	Education			
	Primary	Secondary	Tertiary	Post graduate
SYRIZA	57	52	59	71
Greece	40	33	37	45
Ecologists-Greens	40	31	34	41

Positive & Rather positive	Financial status			Social class		
	I do not make ends meet / I do with difficulty	I make ends meet but I do not save	I am financially comfortable	Upper / Upper middle	Middle	Lower middle / Lower
SYRIZA	53	60	54	52	54	60
Greece	43	35	18	21	35	46
Ecologists-Greens	39	30	25	24	32	40

OPINION ON ECOLOGISTS-GREENS PARTICIPATION IN THE SYRIZA GOVERNMENT

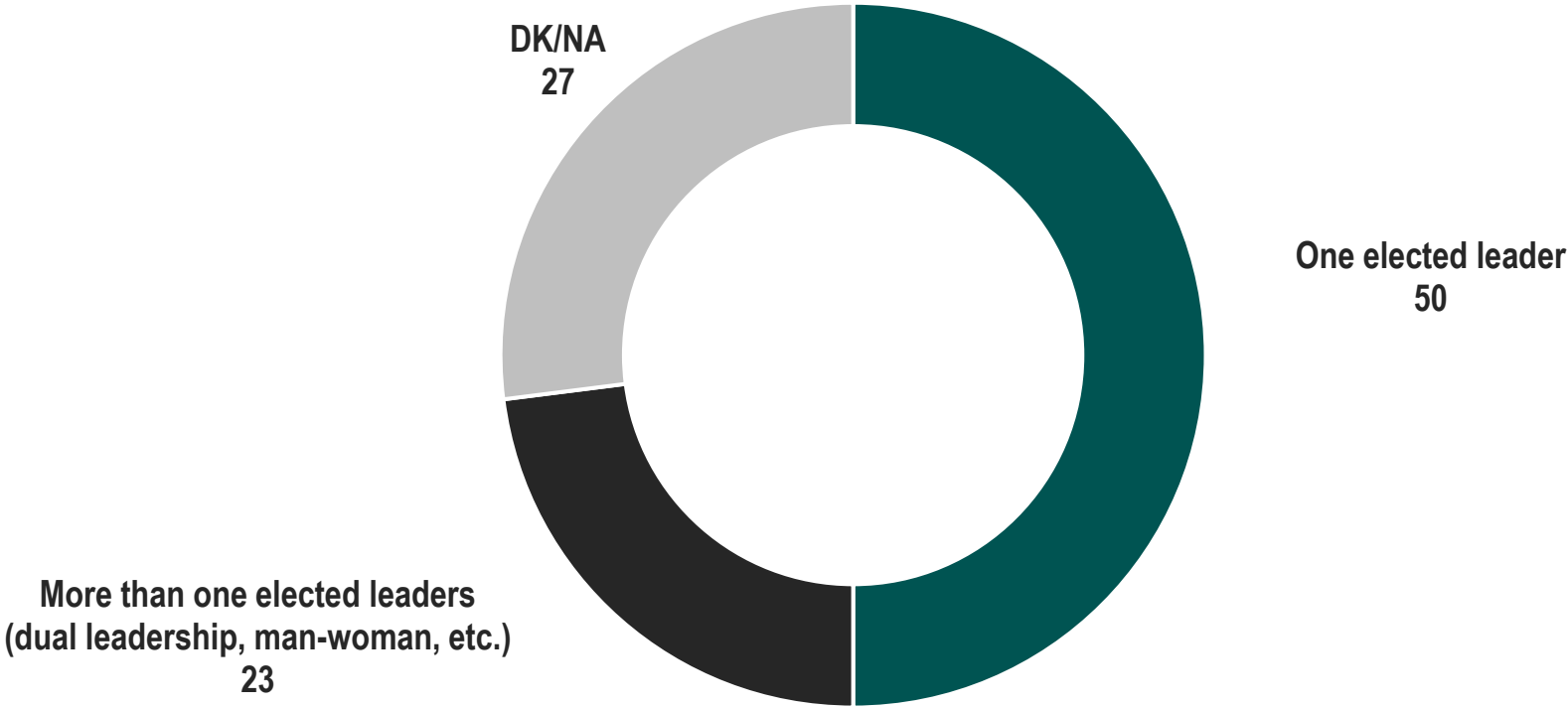
More specifically, how do you evaluate the participation of the party of Ecologists-Greens in the SYRIZA government from 2015 to 2019?

Positive & Rather positive	Ideology					
	Left	Center-left	Center	Center-right	Right	Does not apply to me
SYRIZA	87	76	50	41	38	37
Greece	80	66	23	13	9	18
Ecologists-Greens	69	53	22	12	14	23

Positive & Rather positive	Party affiliation (2019 vote)							
	New Democracy	SYRIZA	KINAL	KKE	Greek Solution	DiEM25	Other party	Abstention / Blank-invalid/NA
SYRIZA	39	86	53	68	22	66	37	41
Greece	10	81	16	46	5	49	8	28
Ecologists-Greens	11	73	23	30	7	14	12	27

PREFERRED LEADERSHIP MODEL IN A GREEN PARTY

What would you prefer? A green party with ...:



PREFERRED LEADERSHIP MODEL IN A GREEN PARTY

What would you prefer? A green party with:

	Gender		Age group			
	Male	Female	17 - 34	35 - 54	55 - 69	70+
One elected leader	49	51	46	47	53	55
More than one elected leaders (dual leadership, man-woman, etc.)	22	25	29	27	20	13
DK/NA	29	24	24	26	27	31

	Region (NUTS1)					Urbanity		
	Attica	Northern Greece	Central Greece	Aegean islands	Crete	Urban	Semi-urban	Rural
One elected leader	46	51	53	53	52	50	55	47
More than one elected leaders (dual leadership, man-woman, etc.)	22	24	24	25	26	23	22	26
DK/NA	32	26	23	22	22	27	24	27

PREFERRED LEADERSHIP MODEL IN A GREEN PARTY

What would you prefer? A green party with:

	Education			
	Primary	Secondary	Tertiary	Post graduate
One elected leader	54	51	46	53
More than one elected leaders (dual leadership, man-woman, etc.)	22	23	25	24
DK/NA	24	26	29	24

	Financial status			Social class		
	I do not make ends meet / I do with difficulty	I make ends meet but I do not save	I am financially comfortable	Upper / Upper middle	Middle	Lower middle / Lower
One elected leader	45	52	58	55	52	43
More than one elected leaders (dual leadership, man-woman, etc.)	28	23	10	9	21	32
DK/NA	27	25	31	36	26	25

PREFERRED LEADERSHIP MODEL IN A GREEN PARTY

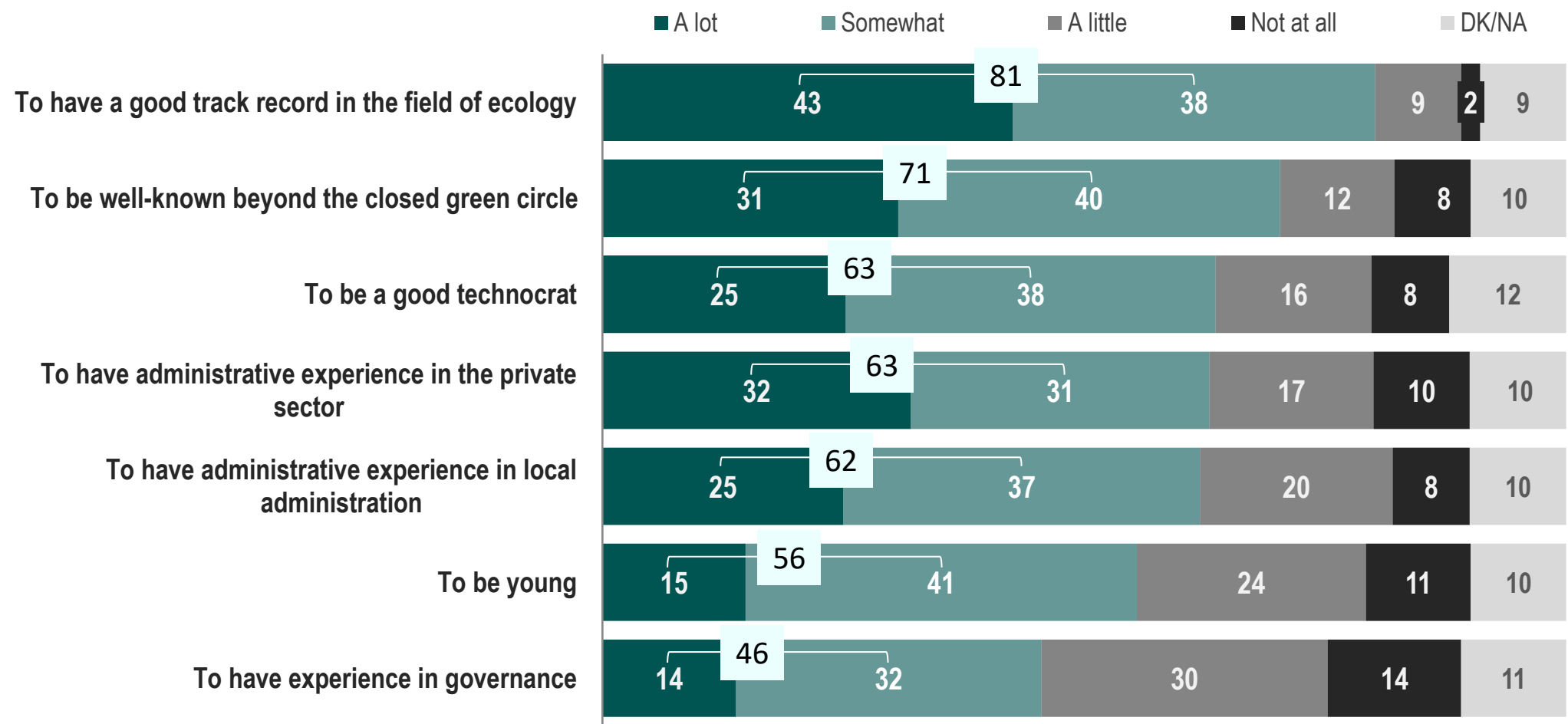
What would you prefer? A green party with

	Ideology					
	Left	Center-left	Center	Center-right	Right	Does not apply to me
One elected leader	40	56	55	57	55	28
More than one elected leaders (dual leadership, man-woman, etc.)	39	28	20	14	10	29
DK/NA	21	16	25	29	35	43

	Party affiliation (2019 vote)							
	New Democracy	SYRIZA	KINAL	KKE	Greek Solution	DiEM25	Other party	Abstention / Blank-invalid/NA
One elected leader	54	49	61	46	76	36	38	27
More than one elected leaders (dual leadership, man-woman, etc.)	13	33	17	33	3	33	31	29
DK/NA	33	18	22	21	20	31	31	43

PREFERRED FEATURES FOR A GREEN PARTY LEADER

And in your opinion, how important is each of the following features for a leader of a green party in Greece?



PREFERRED FEATURES FOR A GREEN PARTY LEADER

And in your opinion, how important is each of the following features for a leader of a green party in Greece?

<i>A lot & Somewhat</i>	Gender		Age group			
	Male	Female	17 - 34	35 - 54	55 - 69	70+
To have a good track record in the field of ecology	73	89	81	77	84	82
To be well-known beyond the closed green circle	68	74	67	67	75	75
To be a good technocrat	63	63	55	59	66	73
To have administrative experience in the private sector	62	64	51	62	66	74
To have administrative experience in local administration	58	66	56	61	67	64
To be young	57	55	58	57	54	54
To have experience in governance	43	48	40	45	49	53

PREFERRED FEATURES FOR A GREEN PARTY LEADER

And in your opinion, how important is each of the following features for a leader of a green party in Greece?

<i>A lot & Somewhat</i>	Region (NUTS1)					Urbanity		
	Attica	Northern Greece	Central Greece	Aegean islands	Crete	Urban	Semi-urban	Rural
To have a good track record in the field of ecology	83	79	78	85	85	80	86	82
To be well-known beyond the closed green circle	71	71	65	80	78	72	72	64
To be a good technocrat	64	66	57	57	71	66	65	49
To have administrative experience in the private sector	63	66	63	44	67	64	69	54
To have administrative experience in local administration	59	59	68	71	70	62	67	56
To be young	60	56	49	51	65	56	66	47
To have experience in governance	45	41	51	49	54	45	55	43

PREFERRED FEATURES FOR A GREEN PARTY LEADER

And in your opinion, how important is each of the following features for a leader of a green party in Greece?

<i>A lot & Somewhat</i>	Education			
	Primary	Secondary	Tertiary	Post graduate
To have a good track record in the field of ecology	79	80	81	86
To be well-known beyond the closed green circle	71	72	69	74
To be a good technocrat	57	68	59	57
To have administrative experience in the private sector	59	68	59	53
To have administrative experience in local administration	59	63	63	57
To be young	61	56	56	50
To have experience in governance	49	49	41	42

PREFERRED FEATURES FOR A GREEN PARTY LEADER

And in your opinion, how important is each of the following features for a leader of a green party in Greece?

<i>A lot & Somewhat</i>	Financial status			Social class		
	I do not make ends meet / I do with difficulty	I make ends meet but I do not save	I am financially comfortable	Upper / Upper middle	Middle	Lower middle / Lower
To have a good track record in the field of ecology	79	83	78	87	81	80
To be well-known beyond the closed green circle	65	77	69	81	71	66
To be a good technocrat	56	66	74	83	64	52
To have administrative experience in the private sector	54	68	75	79	68	48
To have administrative experience in local administration	64	65	50	62	62	63
To be young	59	55	54	51	55	61
To have experience in governance	46	46	45	61	43	46

PREFERRED FEATURES FOR A GREEN PARTY LEADER

And in your opinion, how important is each of the following features for a leader of a green party in Greece?

<i>A lot & Somewhat</i>	Ideology					Does not apply to me
	Left	Center-left	Center	Center-right	Right	
To have a good track record in the field of ecology	89	87	86	77	71	68
To be well-known beyond the closed green circle	65	81	71	76	75	46
To be a good technocrat	43	60	79	73	64	51
To have administrative experience in the private sector	37	63	74	72	72	57
To have administrative experience in local administration	64	64	61	62	69	47
To be young	59	61	58	45	56	59
To have experience in governance	39	45	45	51	55	46

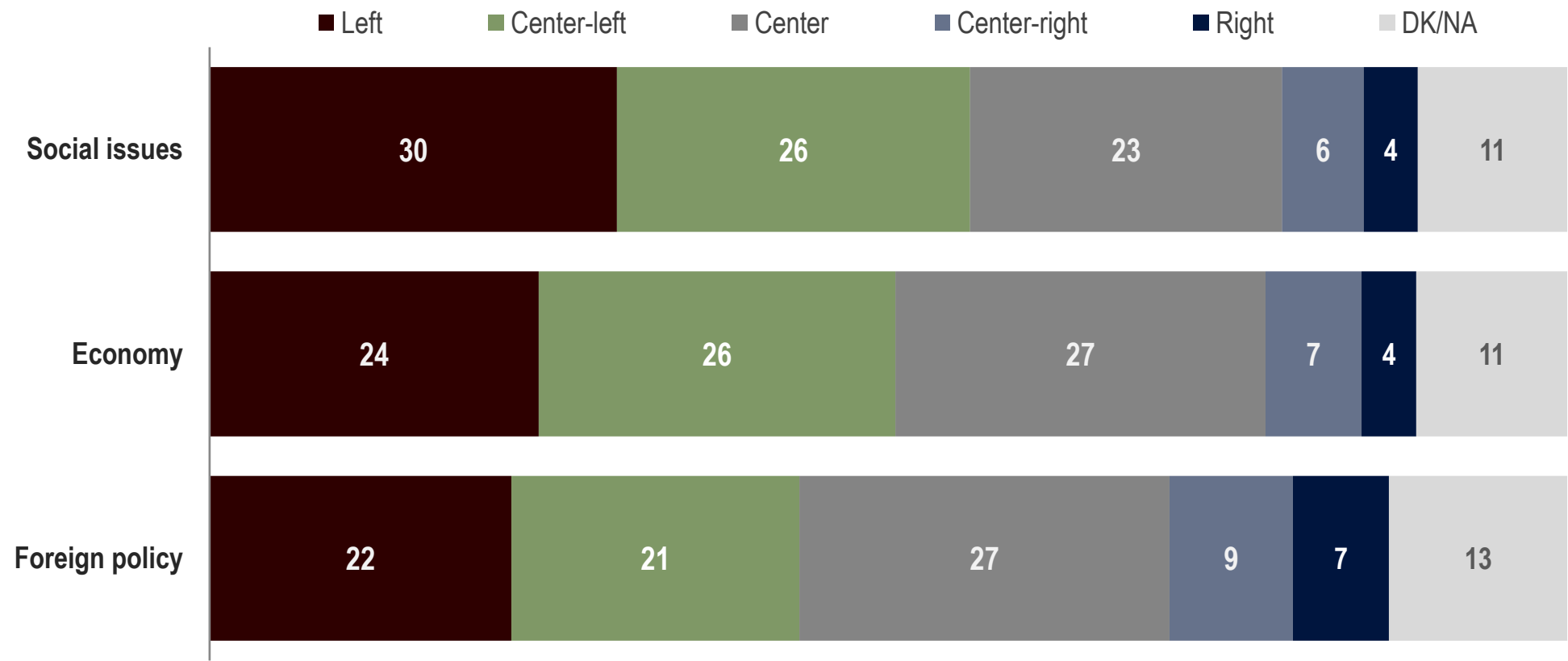
PREFERRED FEATURES FOR A GREEN PARTY LEADER

And in your opinion, how important is each of the following features for a leader of a green party in Greece?

<i>A lot & Somewhat</i>	Party affiliation (2019 vote)							Abstention / Blank-invalid/NA
	New Democracy	SYRIZA	KINAL	KKE	Greek Solution	DiEM25	Other party	
To have a good track record in the field of ecology	77	90	80	82	63	93	67	75
To be well-known beyond the closed green circle	74	74	85	61	63	76	47	62
To be a good technocrat	75	55	75	38	52	62	55	58
To have administrative experience in the private sector	77	54	76	38	59	41	58	56
To have administrative experience in local administration	63	67	60	61	59	48	56	56
To be young	50	69	39	48	48	86	56	43
To have experience in governance	53	43	46	48	48	28	33	38

WHERE SHOULD A GREEN PARTY POSITION ITSELF POLITICALLY

In your opinion, on the Left-Right scale, where should a green party position itself in Greece today?



WHERE SHOULD A GREEN PARTY POSITION ITSELF POLITICALLY: ON SOCIAL ISSUES

In your opinion, on the Left-Right scale, where should a green party position itself in Greece today?

Social issues	Gender		Age group			
	Male	Female	17 - 34	35 - 54	55 - 69	70+
Left	30	31	37	30	31	19
Center-left	30	21	28	21	30	25
Center	20	27	18	32	20	21
Center-right	6	7	3	5	4	14
Right	3	4	4	4	3	5
DK/NA	11	11	9	9	12	16

Social issues	Region (NUTS1)					Urbanity		
	Attica	Northern Greece	Central Greece	Aegean islands	Crete	Urban	Semi-urban	Rural
Left	32	30	25	29	39	31	24	31
Center-left	27	26	22	32	23	27	21	26
Center	23	24	26	13	22	22	30	23
Center-right	6	5	8	9	2	6	9	4
Right	2	5	5	1	7	2	4	6
DK/NA	10	10	14	15	7	11	12	10

WHERE SHOULD A GREEN PARTY POSITION ITSELF POLITICALLY: ON SOCIAL ISSUES

In your opinion, on the Left-Right scale, where should a green party position itself in Greece today?

Social issues	Education			
	Primary	Secondary	Tertiary	Post graduate
Left	28	26	35	45
Center-left	20	27	27	25
Center	25	24	22	16
Center-right	10	5	7	5
Right	8	4	2	2
DK/NA	10	14	7	7

Social issues	Financial status			Social class		
	I do not make ends meet / I do with difficulty	I make ends meet but I do not save	I am financially comfortable	Upper / Upper middle	Middle	Lower middle / Lower
Left	29	31	33	38	28	31
Center-left	26	26	23	14	28	29
Center	21	23	29	24	26	18
Center-right	6	6	7	10	6	4
Right	5	3	2	3	4	4
DK/NA	12	11	7	10	9	14

WHERE SHOULD A GREEN PARTY POSITION ITSELF POLITICALLY: ON SOCIAL ISSUES

In your opinion, on the Left-Right scale, where should a green party position itself in Greece today?

Social issues	Ideology					
	Left	Center-left	Center	Center-right	Right	Does not apply to me
Left	70	23	20	19	27	18
Center-left	20	57	38	17	7	9
Center	4	9	29	32	31	34
Center-right	2	1	1	14	13	4
Right	-	-	-	4	13	6
DK/NA	3	10	12	14	9	29

Social issues	Party affiliation (2019 vote)							
	New Democracy	SYRIZA	KINAL	KKE	Greek Solution	DiEM25	Other party	Abstention / Blank-invalid/NA
Left	19	47	11	43	23	67	26	22
Center-left	17	36	52	32	6	23	10	25
Center	34	10	29	10	32	7	34	19
Center-right	11	2	-	9	-	-	5	8
Right	5	1	-	1	23	-	10	1
DK/NA	14	4	9	4	16	3	15	25

WHERE SHOULD A GREEN PARTY POSITION ITSELF POLITICALLY: ON THE ECONOMY

In your opinion, on the Left-Right scale, where should a green party position itself in Greece today?

Economy	Gender		Age group			
	Male	Female	17 - 34	35 - 54	55 - 69	70+
Left	22	26	27	24	26	17
Center-left	32	21	26	24	29	26
Center	25	30	25	34	24	24
Center-right	6	7	7	5	5	13
Right	4	4	5	4	3	5
DK/NA	12	11	10	10	12	15

Economy	Region (NUTS1)					Urbanity		
	Attica	Northern Greece	Central Greece	Aegean islands	Crete	Urban	Semi-urban	Rural
Left	23	23	23	25	36	24	18	25
Center-left	31	26	20	32	21	25	24	30
Center	28	28	28	18	27	28	33	20
Center-right	6	7	9	9	5	7	9	5
Right	1	6	5	5	4	3	7	9
DK/NA	10	10	15	11	7	12	9	10

WHERE SHOULD A GREEN PARTY POSITION ITSELF POLITICALLY: ON THE ECONOMY

In your opinion, on the Left-Right scale, where should a green party position itself in Greece today?

Economy	Education			
	Primary	Secondary	Tertiary	Post graduate
Left	21	21	30	30
Center-left	23	27	25	32
Center	30	28	26	22
Center-right	10	6	8	5
Right	6	4	3	4
DK/NA	10	14	8	7

Economy	Financial status			Social class		
	I do not make ends meet / I do with difficulty	I make ends meet but I do not save	I am financially comfortable	Upper / Upper middle	Middle	Lower middle / Lower
Left	23	24	25	31	21	26
Center-left	27	27	21	11	28	29
Center	24	28	31	33	28	23
Center-right	7	6	12	11	7	5
Right	6	3	3	4	4	4
DK/NA	12	11	8	10	11	13

WHERE SHOULD A GREEN PARTY POSITION ITSELF POLITICALLY: ON THE ECONOMY

In your opinion, on the Left-Right scale, where should a green party position itself in Greece today?

Economy	Ideology					
	Left	Center-left	Center	Center-right	Right	Does not apply to me
Left	59	19	12	16	22	10
Center-left	26	60	32	14	6	13
Center	7	13	42	39	31	30
Center-right	2	2	3	16	12	9
Right	1	0	2	3	16	5
DK/NA	5	6	8	12	12	34

Economy	Party affiliation (2019 vote)							Abstention / Blank-invalid/NA
	New Democracy	SYRIZA	KINAL	KKE	Greek Solution	DiEM25	Other party	
Left	14	39	11	33	23	47	18	15
Center-left	15	40	42	36	13	40	8	23
Center	37	13	41	14	32	10	41	24
Center-right	14	1	0	9	6	0	7	5
Right	6	1	0	4	13	0	11	5
DK/NA	13	6	6	4	13	3	15	29

WHERE SHOULD A GREEN PARTY POSITION ITSELF POLITICALLY: ON FOREIGN POLICY

In your opinion, on the Left-Right scale, where should a green party position itself in Greece today?

Foreign policy	Gender		Age group			
	Male	Female	17 - 34	35 - 54	55 - 69	70+
Left	21	24	27	22	24	16
Center-left	25	18	19	18	26	22
Center	25	28	26	33	25	20
Center-right	9	10	8	8	9	13
Right	7	7	8	8	5	8
DK/NA	13	13	12	11	11	21

Foreign policy	Region (NUTS1)					Urbanity		
	Attica	Northern Greece	Central Greece	Aegean islands	Crete	Urban	Semi-urban	Rural
Left	23	22	20	24	30	22	18	22
Center-left	23	20	19	28	21	21	20	24
Center	27	29	28	13	31	28	33	20
Center-right	11	9	7	17	3	9	11	7
Right	4	10	9	3	7	6	9	12
DK/NA	13	11	16	16	9	13	9	14

WHERE SHOULD A GREEN PARTY POSITION ITSELF POLITICALLY: ON FOREIGN POLICY

In your opinion, on the Left-Right scale, where should a green party position itself in Greece today?

Foreign policy	Education			
	Primary	Secondary	Tertiary	Post graduate
Left	22	18	28	29
Center-left	18	21	22	26
Center	28	27	28	25
Center-right	10	9	10	6
Right	10	9	4	5
DK/NA	12	16	8	9

Foreign policy	Financial status			Social class		
	I do not make ends meet / I do with difficulty	I make ends meet but I do not save	I am financially comfortable	Upper / Upper middle	Middle	Lower middle / Lower
Left	23	21	23	29	21	22
Center-left	20	23	17	6	22	26
Center	26	27	32	30	28	24
Center-right	9	9	12	9	10	7
Right	9	5	8	14	6	6
DK/NA	13	15	8	12	12	15

WHERE SHOULD A GREEN PARTY POSITION ITSELF POLITICALLY: ON FOREIGN POLICY

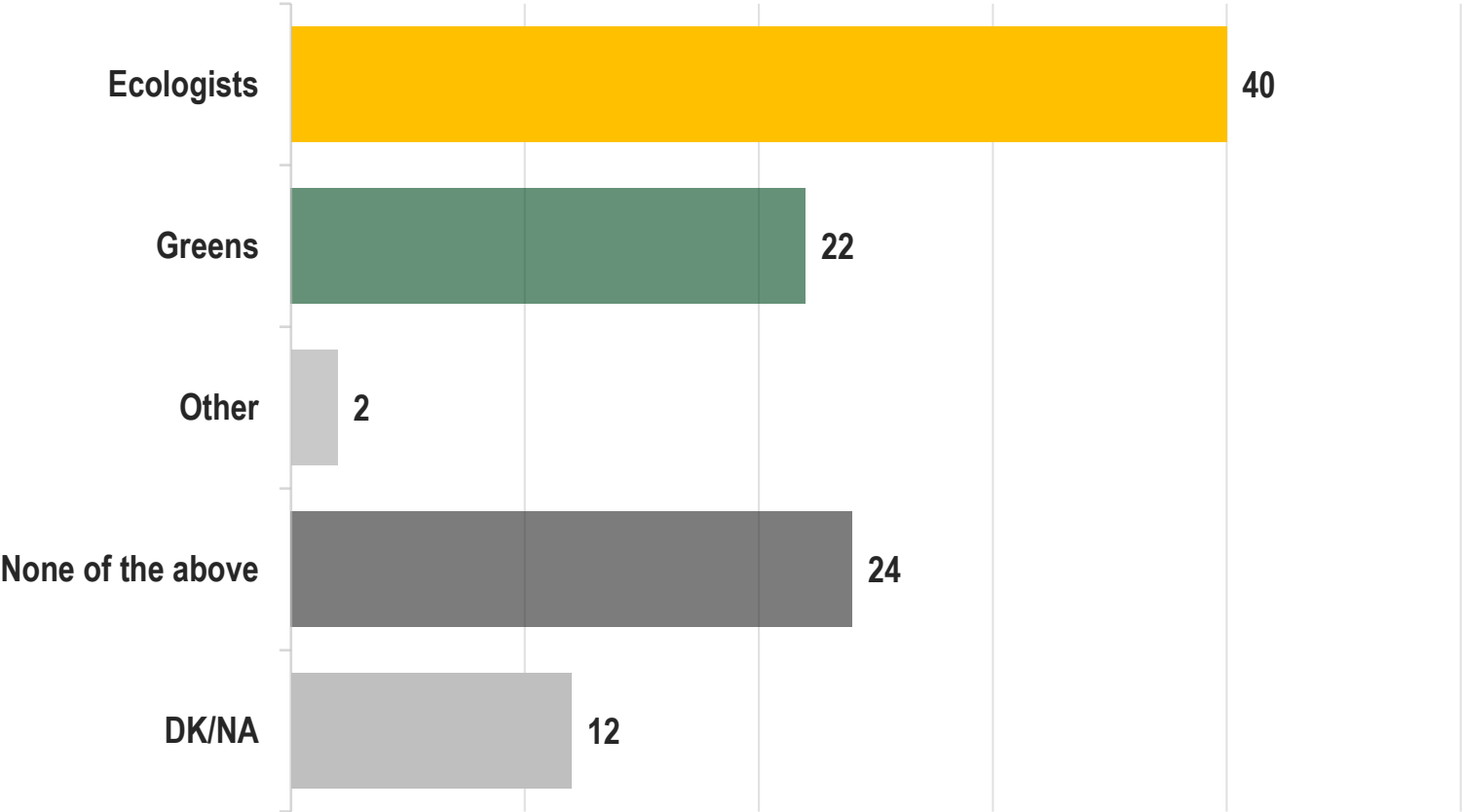
In your opinion, on the Left-Right scale, where should a green party position itself in Greece today?

Foreign policy	Ideology					
	Left	Center-left	Center	Center-right	Right	Does not apply to me
Left	53	9	12	19	24	12
Center-left	27	55	17	9	4	12
Center	10	25	46	31	21	28
Center-right	1	1	10	19	16	7
Right	1	1	1	6	23	11
DK/NA	8	9	14	16	12	29

Foreign policy	Party affiliation (2019 vote)							
	New Democracy	SYRIZA	KINAL	KKE	Greek Solution	DiEM25	Other party	Abstention / Blank-invalid/NA
Left	18	36	4	20	13	30	16	15
Center-left	8	35	38	35	10	37	11	15
Center	30	18	41	22	29	27	38	28
Center-right	18	3	4	6	3	0	3	9
Right	11	1	2	4	26	0	16	6
DK/NA	15	7	11	13	19	7	15	27

GREEN PARTY NAME PREFERENCE: ECOLOGISTS vs GREENS

Which of the two would you rather prefer for a party name?



GREEN PARTY NAME PREFERENCE: ECOLOGISTS vs GREENS

Which of the two would you rather prefer for a party name?

	Gender		Age group			
	Male	Female	17 - 34	35 - 54	55 - 69	70+
Ecologists	37	42	37	38	47	40
Greens	27	18	32	15	22	22
Other	3	1	1	2	3	4
None	20	27	23	37	15	14
DK/NA	13	12	7	8	14	20

	Region (NUTS1)					Urbanity		
	Attica	Northern Greece	Central Greece	Aegean islands	Crete	Urban	Semi-urban	Rural
Ecologists	41	37	39	45	42	40	35	43
Greens	23	20	20	25	25	23	22	18
Other	3	1	2	3	1	2	1	3
None	20	29	28	12	25	21	35	27
DK/NA	13	13	11	15	8	14	7	9

GREEN PARTY NAME PREFERENCE: ECOLOGISTS vs GREENS

Which of the two would you rather prefer for a party name?

	Education			
	Primary	Secondary	Tertiary	Post graduate
Ecologists	40	42	37	36
Greens	26	20	25	28
Other	2	3	1	1
None	18	25	23	26
DK/NA	14	10	15	9

	Financial status			Social class		
	I do not make ends meet / I do with difficulty	I make ends meet but I do not save	I am financially comfortable	Upper / Upper middle	Middle	Lower middle / Lower
Ecologists	40	41	35	34	42	38
Greens	17	25	28	19	23	23
Other	3	1	2	2	2	2
None	29	20	24	30	21	27
DK/NA	11	13	11	16	12	10

GREEN PARTY NAME PREFERENCE: ECOLOGISTS vs GREENS

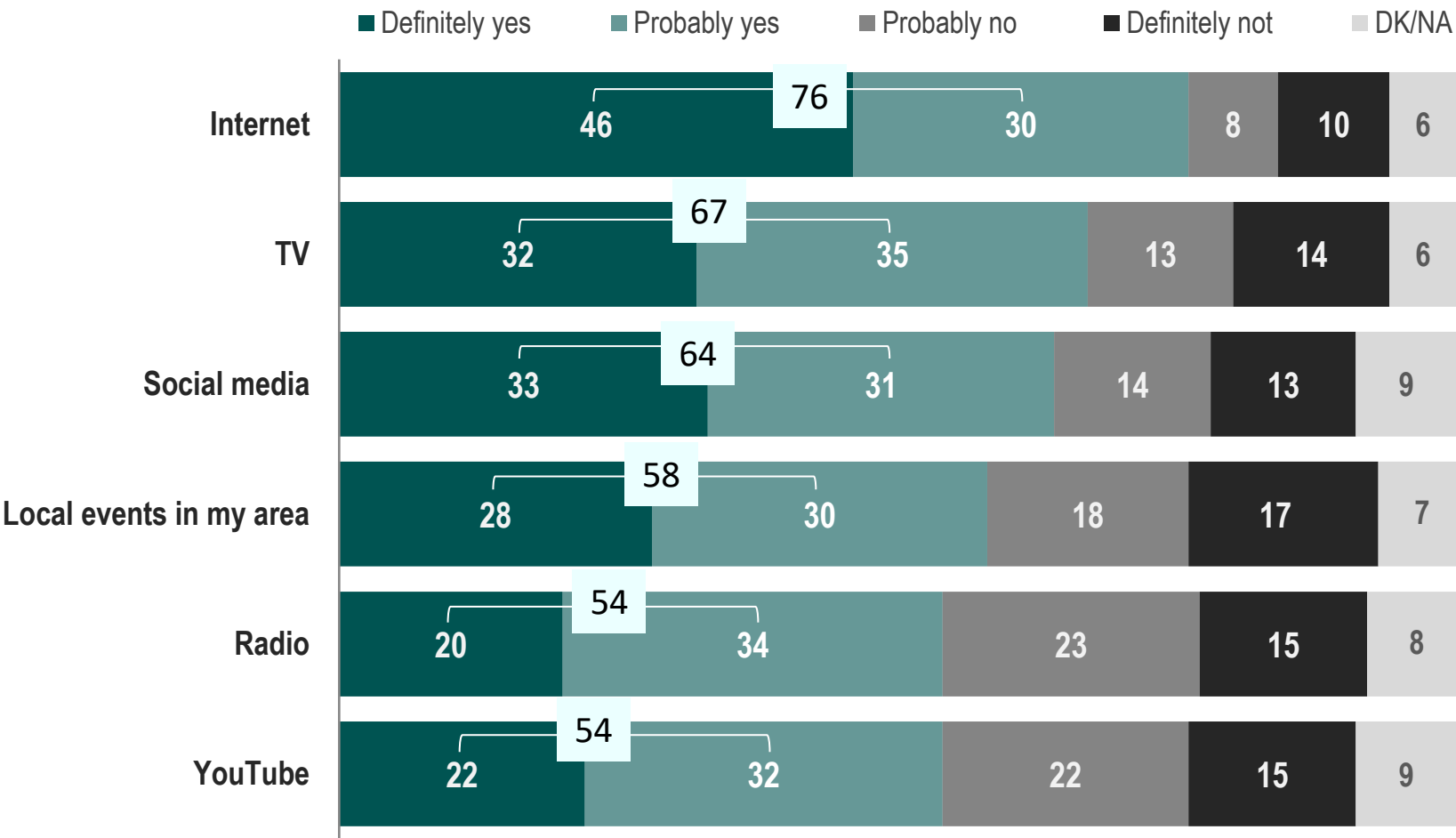
Which of the two would you rather prefer for a party name?

	Ideology					
	Left	Center-left	Center	Center-right	Right	Does not apply to me
Ecologists	48	41	38	37	42	25
Greens	21	30	26	19	19	14
Other	2	2	2	2	1	5
None	18	16	28	31	21	32
DK/NA	11	12	6	11	17	23

	Party affiliation (2019 vote)							
	New Democracy	SYRIZA	KINAL	KKE	Greek Solution	DiEM25	Other party	Abstention / Blank-invalid/NA
Ecologists	37	48	38	44	36	28	32	35
Greens	22	27	32	21	0	20	9	15
Other	2	2	5	0	0	3	4	3
None	26	16	20	16	36	40	38	24
DK/NA	13	7	5	18	27	9	17	23

MEDIA PREFERENCE FOR INFORMATION ABOUT A GREEN PARTY

In what medium would you prefer to be informed more about the actions and proposals of a green political entity?



MEDIA PREFERENCE FOR INFORMATION ABOUT A GREEN PARTY

In what medium would you prefer to be informed more about the actions and proposals of a green political entity?

<i>Definitely yes & Probably yes</i>	Gender		Age group			
	Male	Female	17 - 34	35 - 54	55 - 69	70+
Internet	74	78	87	84	71	55
TV	60	73	54	63	69	87
Social media	63	65	74	70	56	45
Local events in my area	54	62	58	56	60	58
Radio	50	58	42	46	65	67
YouTube	55	52	74	58	45	35

MEDIA PREFERENCE FOR INFORMATION ABOUT A GREEN PARTY

In what medium would you prefer to be informed more about the actions and proposals of a green political entity?

<i>Definitely yes & Probably yes</i>	Region (NUTS1)					Urbanity		
	Attica	Northern Greece	Central Greece	Aegean islands	Crete	Urban	Semi-urban	Rural
Internet	76	76	76	77	74	76	81	71
TV	66	67	67	71	58	64	74	72
Social media	61	64	65	65	58	64	62	60
Local events in my area	58	58	59	56	57	57	61	58
Radio	59	53	50	50	57	53	54	58
YouTube	50	53	59	56	59	56	52	50

MEDIA PREFERENCE FOR INFORMATION ABOUT A GREEN PARTY

In what medium would you prefer to be informed more about the actions and proposals of a green political entity?

<i>Definitely yes & Probably yes</i>	Education			
	Primary	Secondary	Tertiary	Post graduate
Internet	69	74	80	84
TV	72	69	65	61
Social media	60	59	68	76
Local events in my area	58	56	60	64
Radio	48	54	53	61
YouTube	54	53	54	62

MEDIA PREFERENCE FOR INFORMATION ABOUT A GREEN PARTY

In what medium would you prefer to be informed more about the actions and proposals of a green political entity?

<i>Definitely yes & Probably yes</i>	Financial status			Social class		
	I do not make ends meet / I do with difficulty	I make ends meet but I do not save	I am financially comfortable	Upper / Upper middle	Middle	Lower middle / Lower
Internet	72	79	77	77	76	75
TV	64	70	64	76	64	69
Social media	63	63	64	63	62	65
Local events in my area	62	57	50	57	56	61
Radio	51	56	55	66	50	55
YouTube	58	52	49	57	51	60

MEDIA PREFERENCE FOR INFORMATION ABOUT A GREEN PARTY

In what medium would you prefer to be informed more about the actions and proposals of a green political entity?

Definitely yes & Probably yes	Ideology					
	Left	Center-left	Center	Center-right	Right	Does not apply to me
Internet	81	83	79	70	69	70
TV	65	79	67	69	65	49
Social media	70	67	69	54	61	54
Local events in my area	75	71	55	49	43	54
Radio	68	66	47	47	50	40
YouTube	64	63	48	44	50	56

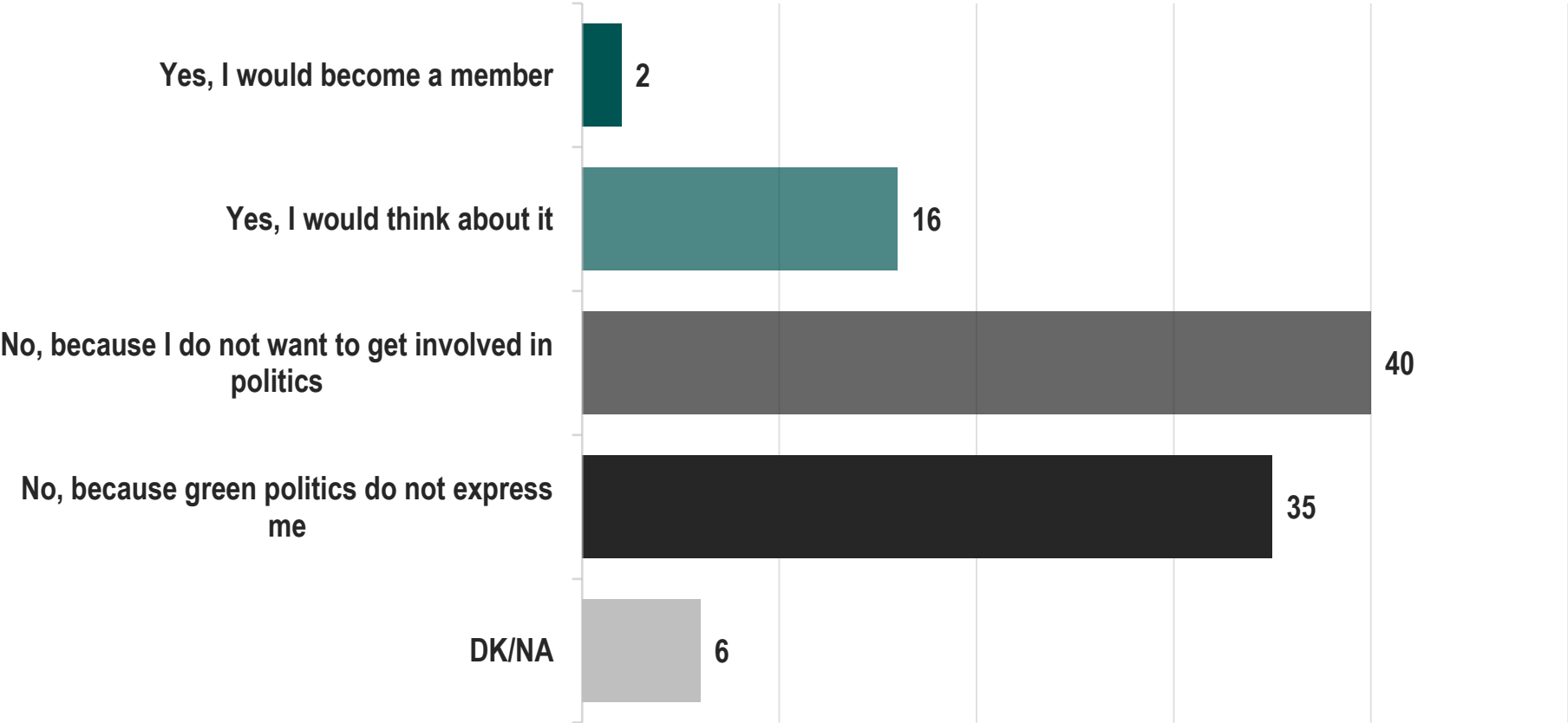
MEDIA PREFERENCE FOR INFORMATION ABOUT A GREEN PARTY

In what medium would you prefer to be informed more about the actions and proposals of a green political entity?

<i>Definitely yes & Probably yes</i>	Party affiliation (2019 vote)							Abstention / Blank-invalid/NA
	New Democracy	SYRIZA	KINAL	KKE	Greek Solution	DiEM25	Other party	
Internet	71	84	83	74	62	88	70	71
TV	69	71	74	52	44	76	46	66
Social media	57	71	73	56	56	79	59	59
Local events in my area	48	71	68	60	31	52	56	58
Radio	49	66	63	61	42	59	30	50
YouTube	43	66	55	41	55	83	54	58

INTENTION TO JOIN A GREEN PARTY

Closing the section, would you personally consider joining a green party?



INTENTION TO JOIN A GREEN PARTY

Closing the section, would you personally consider joining a green party?

	Gender		Age group			
	Male	Female	17 - 34	35 - 54	55 - 69	70+
Yes, I would become a member	3	2	1	3	2	3
Yes, I would think about it	17	15	23	12	18	11
No, because I do not want to get involved in politics	31	49	35	40	42	45
No, because green politics do not express me	43	27	31	38	35	36
DK/NA	6	7	10	7	3	4

	Region (NUTS1)					Urbanity		
	Attica	Northern Greece	Central Greece	Aegean islands	Crete	Urban	Semi-urban	Rural
Yes, I would become a member	3	2	1	4	2	1	3	6
Yes, I would think about it	15	18	18	11	9	16	17	16
No, because I do not want to get involved in politics	41	39	36	47	50	41	43	34
No, because green politics do not express me	35	33	40	31	32	34	31	40
DK/NA	6	8	5	7	8	7	6	4

INTENTION TO JOIN A GREEN PARTY

Closing the section, would you personally consider joining a green party?

	Education			
	Primary	Secondary	Tertiary	Post graduate
Yes, I would become a member	3	2	2	2
Yes, I would think about it	12	17	15	20
No, because I do not want to get involved in politics	45	40	41	34
No, because green politics do not express me	34	37	33	36
DK/NA	6	4	9	8

	Financial status			Social class		
	I do not make ends meet / I do with difficulty	I make ends meet but I do not save	I am financially comfortable	Upper / Upper middle	Middle	Lower middle / Lower
Yes, I would become a member	3	2	2	-	2	3
Yes, I would think about it	18	16	10	16	14	21
No, because I do not want to get involved in politics	39	42	39	35	44	36
No, because green politics do not express me	36	32	43	44	34	33
DK/NA	4	8	7	5	6	7

INTENTION TO JOIN A GREEN PARTY

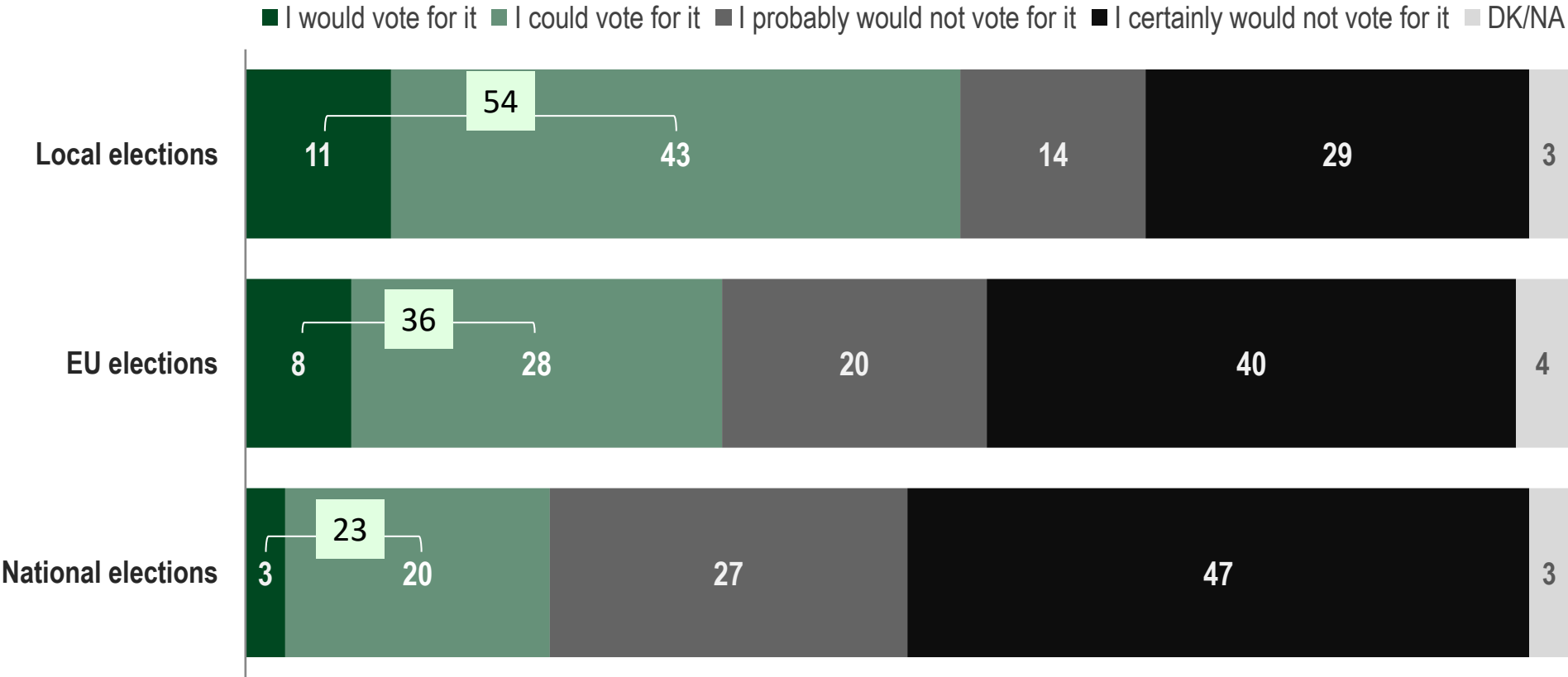
Closing the section, would you personally consider joining a green party?

	Ideology					
	Left	Center-left	Center	Center-right	Right	Does not apply to me
Yes, I would become a member	2	2	4	-	2	1
Yes, I would think about it	20	24	17	8	10	13
No, because I do not want to get involved in politics	42	46	45	46	22	41
No, because green politics do not express me	25	20	29	40	63	38
DK/NA	11	8	5	6	3	7

	Party affiliation (2019 vote)							Abstention / Blank-invalid/NA
	New Democracy	SYRIZA	KINAL	KKE	Greek Solution	DiEM25	Other party	
Yes, I would become a member	1	2	3	6	-	7	-	4
Yes, I would think about it	10	25	19	16	16	27	13	12
No, because I do not want to get involved in politics	39	42	38	36	39	37	35	48
No, because green politics do not express me	45	24	33	39	45	23	42	26
DK/NA	5	7	7	4	-	7	10	10

POTENTIAL VOTE FOR A GREEN/ECOLOGICAL PARTY: PER ELECTION CONTEST

In what kind of electoral contest could you personally vote for a green ecological party or a green coalition?



POTENTIAL VOTE FOR A GREEN/ECOLOGICAL PARTY: IN NATIONAL ELECTIONS

In what kind of electoral contest could you personally vote for a green ecological party ... ?

National elections	Gender		Age group			
	Male	Female	17 - 34	35 - 54	55 - 69	70+
I would vote for it	4	3	4	4	2	3
I could vote for it	19	21	19	20	21	19
I probably would not vote for it	26	28	32	24	29	23
I certainly would not vote for it	49	44	40	50	46	53
DK/NA	2	4	5	2	2	2

National elections	Region (NUTS1)					Urbanity		
	Attica	Northern Greece	Central Greece	Aegean islands	Crete	Urban	Semi-urban	Rural
I would vote for it	4	4	3	1	2	3	3	3
I could vote for it	18	20	19	21	31	20	13	25
I probably would not vote for it	27	28	23	38	27	29	28	19
I certainly would not vote for it	47	44	55	39	39	44	53	53
DK/NA	4	4	1	1	1	4	3	-

POTENTIAL VOTE FOR A GREEN/ECOLOGICAL PARTY: IN NATIONAL ELECTIONS

In what kind of electoral contest could you personally vote for a green ecological party ... ?

National elections	Education			
	Primary	Secondary	Tertiary	Post graduate
I would vote for it	4	2	4	4
I could vote for it	21	22	17	19
I probably would not vote for it	26	25	30	27
I certainly would not vote for it	45	47	47	46
DK/NA	4	4	2	4

National elections	Financial status			Social class		
	I do not make ends meet / I do with difficulty	I make ends meet but I do not save	I am financially comfortable	Upper / Upper middle	Middle	Lower middle / Lower
I would vote for it	3	4	3	4	3	3
I could vote for it	24	19	11	16	19	25
I probably would not vote for it	24	29	28	21	27	29
I certainly would not vote for it	44	46	57	55	49	39
DK/NA	5	2	1	4	3	4

POTENTIAL VOTE FOR A GREEN/ECOLOGICAL PARTY: IN NATIONAL ELECTIONS

In what kind of electoral contest could you personally vote for a green ecological party ... ?

National elections	Ideology					
	Left	Center-left	Center	Center-right	Right	Does not apply to me
I would vote for it	5	5	3	1	1	1
I could vote for it	24	36	16	13	12	23
I probably would not vote for it	33	31	34	23	16	25
I certainly would not vote for it	32	24	44	62	71	48
DK/NA	6	4	2	2	-	3

National elections	Party affiliation (2019 vote)							Abstention / Blank-invalid/NA
	New Democracy	SYRIZA	KINAL	KKE	Greek Solution	DiEM25	Other party	
I would vote for it	2	4	4	2	-	17	2	4
I could vote for it	11	29	18	26	23	20	26	18
I probably would not vote for it	24	35	28	21	13	27	24	28
I certainly would not vote for it	63	28	47	48	65	33	47	41
DK/NA	1	4	3	3	-	2	1	9

POTENTIAL VOTE FOR A GREEN/ECOLOGICAL PARTY: IN EU ELECTIONS

In what kind of electoral contest could you personally vote for a green ecological party ... ?

EU elections	Gender		Age group			
	Male	Female	17 - 34	35 - 54	55 - 69	70+
I would vote for it	7	9	8	8	7	7
I could vote for it	26	29	32	25	29	25
I probably would not vote for it	20	20	17	22	21	21
I certainly would not vote for it	45	36	39	41	35	45
DK/NA	2	6	4	4	7	2

EU elections	Region (NUTS1)					Urbanity		
	Attica	Northern Greece	Central Greece	Aegean islands	Crete	Urban	Semi-urban	Rural
I would vote for it	8	9	6	6	9	8	10	9
I could vote for it	26	27	27	33	39	29	28	23
I probably would not vote for it	23	18	19	27	12	21	21	14
I certainly would not vote for it	38	43	45	30	34	37	39	52
DK/NA	5	3	3	4	6	5	3	3

POTENTIAL VOTE FOR A GREEN/ECOLOGICAL PARTY: IN EU ELECTIONS

In what kind of electoral contest could you personally vote for a green ecological party ... ?

EU elections	Education			
	Primary	Secondary	Tertiary	Post graduate
I would vote for it	7	8	8	8
I could vote for it	25	31	25	21
I probably would not vote for it	19	19	21	23
I certainly would not vote for it	42	38	43	43
DK/NA	7	4	3	5

EU elections	Financial status			Social class		
	I do not make ends meet / I do with difficulty	I make ends meet but I do not save	I am financially comfortable	Upper / Upper middle	Middle	Lower middle / Lower
I would vote for it	10	7	4	5	7	11
I could vote for it	27	28	29	23	28	30
I probably would not vote for it	19	20	21	17	20	20
I certainly would not vote for it	38	41	46	49	41	34
DK/NA	5	5	1	6	4	5

POTENTIAL VOTE FOR A GREEN/ECOLOGICAL PARTY: IN EU ELECTIONS

In what kind of electoral contest could you personally vote for a green ecological party ... ?

EU elections	Ideology					
	Left	Center-left	Center	Center-right	Right	Does not apply to me
I would vote for it	13	15	7	4	3	7
I could vote for it	31	43	34	16	17	29
I probably would not vote for it	20	16	25	26	13	18
I certainly would not vote for it	31	20	29	53	66	41
DK/NA	5	6	5	2	2	4

EU elections	Party affiliation (2019 vote)							Abstention / Blank-invalid/NA
	New Democracy	SYRIZA	KINAL	KKE	Greek Solution	DiEM25	Other party	
I would vote for it	3	15	10	10	1	12	10	8
I could vote for it	20	37	30	32	12	41	28	34
I probably would not vote for it	24	18	20	21	23	17	15	12
I certainly would not vote for it	51	26	38	33	62	24	44	37
DK/NA	3	4	2	4	1	7	4	9

POTENTIAL VOTE FOR A GREEN/ECOLOGICAL PARTY: IN LOCAL ELECTIONS

In what kind of electoral contest could you personally vote for a green coalition ... ?

Local elections	Gender		Age group			
	Male	Female	17 - 34	35 - 54	55 - 69	70+
I would vote for it	10	11	12	10	11	10
I could vote for it	38	48	46	41	45	41
I probably would not vote for it	13	15	10	16	15	15
I certainly would not vote for it	36	22	28	30	25	33
DK/NA	3	4	4	3	4	1

Local elections	Region (NUTS1)					Urbanity		
	Attica	Northern Greece	Central Greece	Aegean islands	Crete	Urban	Semi-urban	Rural
I would vote for it	13	10	10	5	12	11	11	12
I could vote for it	43	46	35	56	41	47	32	32
I probably would not vote for it	13	13	16	17	15	15	14	10
I certainly would not vote for it	27	26	38	19	29	24	41	42
DK/NA	4	4	2	3	3	3	2	4

POTENTIAL VOTE FOR A GREEN/ECOLOGICAL PARTY: IN LOCAL ELECTIONS

In what kind of electoral contest could you personally vote for a green coalition ... ?

Local elections	Education			
	Primary	Secondary	Tertiary	Post graduate
I would vote for it	11	11	11	14
I could vote for it	40	42	45	43
I probably would not vote for it	10	16	12	11
I certainly would not vote for it	35	27	31	26
DK/NA	4	3	2	5

Local elections	Financial status			Social class		
	I do not make ends meet / I do with difficulty	I make ends meet but I do not save	I am financially comfortable	Upper / Upper middle	Middle	Lower middle / Lower
I would vote for it	12	11	6	10	11	11
I could vote for it	44	43	38	31	43	48
I probably would not vote for it	13	14	16	11	14	16
I certainly would not vote for it	26	29	39	44	30	21
DK/NA	4	3	1	4	2	4

POTENTIAL VOTE FOR A GREEN/ECOLOGICAL PARTY: IN LOCAL ELECTIONS

In what kind of electoral contest could you personally vote for a green coalition ... ?

Local elections	Ideology					
	Left	Center-left	Center	Center-right	Right	Does not apply to me
I would vote for it	17	18	7	8	5	7
I could vote for it	52	53	45	34	30	40
I probably would not vote for it	9	14	19	16	11	16
I certainly would not vote for it	17	11	26	38	53	34
DK/NA	5	5	2	4	1	3

Local elections	Party affiliation (2019 vote)							
	New Democracy	SYRIZA	KINAL	KKE	Greek Solution	DiEM25	Other party	Abstention / Blank-invalid/NA
I would vote for it	6	17	10	16	3	13	11	8
I could vote for it	33	55	43	37	45	53	40	42
I probably would not vote for it	16	10	24	12	19	10	6	15
I certainly would not vote for it	43	15	21	31	19	17	40	27
DK/NA	2	2	2	4	14	7	3	8

1990 - 2021 | 31 years  **kaparesearch**

Translating data into policy and practice

kaparesearch.com